



# Introducing Mariachi To The Orff Music Classroom

Presented By  
**Rodolfo Gonzalez, Ed. D.**  
Retired Texas Music Teacher & Administrator

Oregon Music Educators Association Convention  
January 2025

## Barred Instruments Resource



# Introducing Mariachi to the Orff Music Classroom: Barred Instruments Resource Book

Presented By  
**Rodolfo Gonzalez, Ed. D.**  
Retired Texas Music Teacher & Administrator

## Table of Contents

Music Notation	p. A
Beat and Meter	p. A
Rhythm – Notes and Syllables	p. A
Basic Body Movement	p. A
Basic Body Percussion	P. B
Solfege – Pitch Syllables and Hand Signs	p. B
Basic Pitch Patterns	p. B
Pitch – Letter Names on the Staff	p. B
Simple Melody on the Staff	p. B
Barred Instrument Parts	p. C
Producing a Sound and Care of Barred Instruments	p. C
Barred Instruments Pitches/Notes – Key of G Major	p. C
Barred Instruments Pitches/Notes – Key of C Major	p. C
1. Learning Quarter Notes (ta), Quarter Rests (rest), Staccato, Sing Pitch mi, and Play Note B (T-1)	p. 1
2. Sing Pitch re, and Play Note A (T-12)	p. 1
3. Sing Pitch do, and Play Note G (T-123)	p. 1
4. Song 1 - Papas y Papas (drm) (GAB)	p. 1
5. Sing Pitch Low La and Play Note E (T-123/12)	p. 2
6. Song 2 - La Muerte de Senor Don Gato (Ldrm) (EGAB)	p. 2
7. Sing Pitch Low SO and Play Note Low D (T-123/123)	p. 2
8. Song 3: Si o No? (Sdrm) (DGAB)	p. 3
9. Learning 2 Tied Quarter Notes (ta), Half Notes (ta/a) and Half Rests (rest-rest)	p. 3
10. Sing Pitch Low TI and Play Note F# [sharp] (T-123/023)	p. 3
11. Song 4 - Bingo, Bingo Ven Aqui! (SLTdrm)(DEF#GAB)	p. 4
12. Sing Pitch fa and Play Note C (T-2)	p. 4
13. Song 5 - Blanca Por Dentro (drmf)(GABC)	p. 4
14. Learning Eighth Notes - (ti - ti)	p. 5
15. Learning 2 Tied Half Notes (ta/a), Whole Notes (ta/a/a/a) and Whole Rest (rest/rest/rest/rest)	p. 5
16. Sing Pitch - So, Play Note - High D' (0-2)	p. 5
17. Song 6: Que Le Dice Un Pez A Otro Pez? ((drmf) (GABC'D')	p. 5
18. 3/4 Time Signature and Dotted Half Note	p. 6
19. Song 7: Naranja Dulce (Sdrmf) DGABC'D')	p. 6
20. Song 8: La Rueda De San Miguel (SLdrm) (DEGAB)	p. 7
21. Song 9: Arroz Con Leche (SLTdrmf) (DEF#GABC'D')	p. 7
22. Learning Key of G and Ascending G Major Scale (drmfSLTd) (GABC'D'DEF#G)	p. 8
23. Learning Key of G and Descending G Major Scale (drmfSLTd) (GABC'D'DEF#G)	p. 8
24. Sing Pitch Do and Play Note Low C (T-123/1234)	p. 8
25. Sing Pitch Fa and Play Note F Natural (T-123/1034)	p. 8
26. Learning Key of C and Ascending C Major Scale (drmfsltd') (CDEFGABC')	p. 9
27. Learning Key of C and Descending C Major Scale (d' tlfmrd) (C'BAGFEDC)	p. 9
28. Learning Dotted Quarter Eighth Note Rhythm	p. 9
29. Learning Two-Beat Syncopation (Eighth-Quarter-Eighth)	p. 9
30. Song 10 - Uno, Dos, y Tres (drmfsl) (CDEFGA)	p. 10
31. Sing Pitch Te and Play Bb (flat) (T-103)	p. 10
32. Song 11 - De Colores (drmfsltet) (CDEFGABbB)	p. 10
33. Learning Key of F and Ascending F Major Scale – (drmfSLTd) (FGABbC'DEF)	p. 11
34. Learning Key of F and Descending F Major Scale – (dTLsSfmrdd) (FEDCC'Bb AGF)	p. 12
35. Song 12 - Senora Santana (Sdrmfsl) (CFGABbC'D')	p. 12
36. Song 13 - Los Pollitos Dicen (drmfsltd') (CDEFGABC')	p. 12
37. Learning High Mi' and Note High E' (1/2T-123 12)	p. 12
38. Song 14 - Cielito Lindo (drmfsltd'r'm') (CDEFGABC'D'E')	p. 13

# Introducing Mariachi to the Orff Music Classroom: Barred Instruments Resource Book - Part 1

## Music Notation

<b>Staff</b> 	<b>Lines</b> 	<b>Spaces</b> 	<b>Ledger Lines</b> 	<b>Treble Clef</b> 
<b>Key Signature</b> 	<b>Time Signature</b> 	<b>Bar Lines</b> 	<b>Measure</b> 	<b>Double Bar</b> 
<b>Repeat Sign</b> 	<b>1<sup>st</sup> &amp; 2<sup>nd</sup> Endings</b> 	<b>Staccato</b> 	<b>Tie</b> 	<b>Fermata</b> 

## Beat and Meter

<b>Beat – a steady pulse</b>
<b>Meter – grouping beats by 2s, 3s, 4s</b>

## Rhythm - Notes, Rests and Syllables

<b>Quarter Note</b>  ta	<b>Quarter Rest</b>  rest	<b>Eighth Notes</b>  ti ti = ti ti	<b>Eighth Rests</b>  ss ss
<b>Half Note</b>  ta/a	<b>Half Rest</b>  rest/rest	<b>Whole Note</b>  ta/a/a/a	<b>Whole Rest</b>  rest/rest/rest/rest
<b>Dotted Half Note</b>  ta/a/a	<b>Dotted Half Rest</b>  rest/rest/rest	<b>Dotted Quarter Eighth</b>  ta-(t)i ti = ta-i ti	<b>Eighth Quarter Eighth - 2 Beat Syncopation</b>  ti ta_ ti = ti ta ti

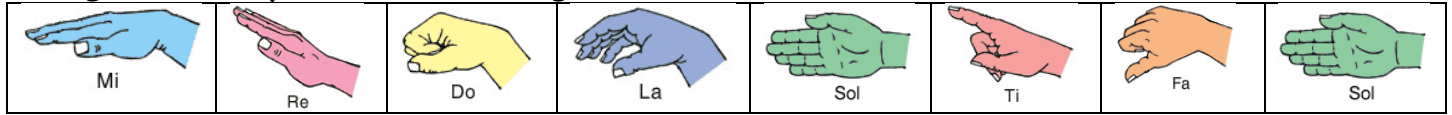
## Basic Body Movement

<b>Walk</b> 	<b>March</b> 	<b>Crawl</b> 	<b>Hop</b> 	<b>Jump</b> 	<b>Running</b> 	<b>Jogging</b> 	<b>Slide</b> 	<b>Twist</b> 
<b>Squat</b> 	<b>Bend</b> 	<b>Lunge</b> 	<b>Flip</b> 	<b>Twirl</b> 	<b>Roll</b> 	<b>Skipping</b> 	<b>Galloping</b> 	<b>Trotting</b> 

## Basic Body Percussion

Snap				
Clap				
Pat				
Stomp				


## Solfège - Pitch Syllables & Hand Signs



## Basic Pitch Patterns

1. mrd, drm	2. mrdL, Ldrm	3. mrdS, Sdrm	4. SLTd, dTLS	5. drmf, fmrD	6. drmfS, sfmrD	7. drmfSLtd', d'tlsfmrD
----------------	------------------	------------------	------------------	------------------	--------------------	----------------------------

## Pitch-Letter Names on the Staff



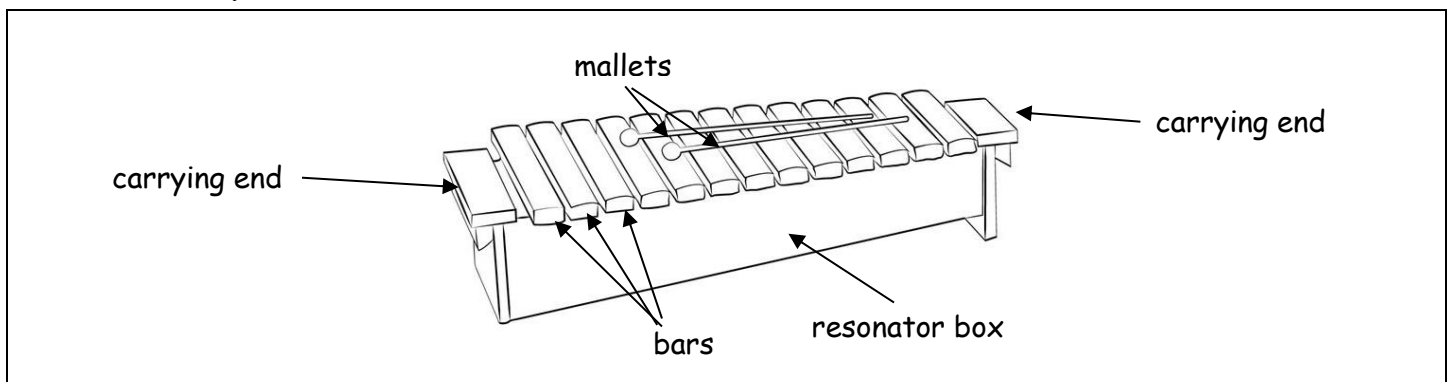
## Simple Melody on the Staff

Song: Merrily We Roll Along

mi re do re mi mi mi/i re re re/e mi mi mi/i  
 Me - rri - ly we roll a - long, roll a - long, roll a - long.  
 B A G A B B B B A A A B B B

mi re do re mi mi mi/i re re mi re do do do/o  
 Me - rri - ly we roll a - long, O'er the dark blue sea, do sea, do/o  
 B A G A B B B A A B A G G G

















## Barred Instrument Parts











## Producing a Sound and Care of the Barred Instruments

1. Never HIT the bars.
2. Always tap lightly.
3. When moving instrument use the carrying ends.
4. Store mallets in their proper location.

## Barred Instruments Pitch/Notes - Key of G Major

		
mi/B/7	re/A/6	do/G/5
		
		
LA/E/3	SO/D/2	TI/F#/4#
		
		
fa/C'/8	so/D'/9	
		

## Barred Instruments Pitch/Notes and Fingerings - Key of C Major

			
do/C/1	fa/F/4	te/Bb/7b	mi'/E'/10
			

Barred Instruments  
 SG AG SX SM  
 AX AM BX BM BB

# Introducing Mariachi to the Orff Music Classroom

Compiled by Rodolfo Gonzalez

## 1. Learning Quarter Notes (ta), Quarter Rests (rest), Sing Pitch mi, and Play Note B

Melody:  
 SG AG SX SM  
 AX AM BX BM BB

Chords:  
 Alto Xylophone  
 Alto Metallophone

Bass:  
 BX BM BB

ta mi B    ta mi B    ta mi B    rest    ta mi B    ta mi B    ta mi B    rest    ta mi B    rest    ta mi B    rest    ta mi B    ta mi B    ta mi B    rest

ta mi B    ta mi B    ta mi B    rest    ta mi B    ta mi B    ta mi B    rest    ta mi B    rest    ta mi B    rest    ta mi B    ta mi B    ta mi B    rest

ta mi B    ta mi B    ta mi B    rest    ta mi B    ta mi B    ta mi B    rest    ta mi B    rest    ta mi B    rest    ta mi B    ta mi B    ta mi B    rest

## 2. Sing Pitch re, and Play Note A

Mel.

Chds.  
 AX/AM

Bs.  
 BX/ BM/ BB

re A    re A    re A    re A    re A    re A    re A    re A    re A    re A    re A    re A

re A    re A    re A    re A    re A    re A    re A    re A    re A    re A    re A    re A

re A    re A    re A    re A    re A    re A    re A    re A    re A    re A    re A    re A

## 3. Sing Pitch do, and Play Note G

Mel.

Chds.  
 AX/AM

Bs.  
 BX/ BM/ BB

do G    do G    do G    do G    do G    do G    do G    do G    do G    do G    do G    do G

do G    do G    do G    do G    do G    do G    do G    do G    do G    do G    do G    do G

do G    do G    do G    do G    do G    do G    do G    do G    do G    do G    do G    do G

## 4. Song 1 - Papas y Papas (drm) (BAG)

Mel.

Chds.  
 AX/AM

Bs.  
 BX/ BM/ BB

mi Pa Las    mi pas tos    re y ta A    do pa di G    do pas tas G    mi pa pa B    mi ra ra B    mi pa pa B    mi pa. pa. B


Introducing Mariachi to the  
Orff Music Classroom

Mel.

mi Pa mi re do do re mi do  
La Pa pas y pa - do pas re pa mi re do  
B que B ma A - di pas ra ra ma ma  
A G G A B A A G

Chds.  
AX/ AM

Bs.  
BX/ BM/ BB



5. Sing Pitch Low La and Play Note E

Mel.


LA LA LA rest LA LA LA rest LA LA LA LA LA LA LA LA LA rest

Chds.  
AX/ AM

Bs.  
BX/ BM/ BB

LA LA LA rest LA LA LA rest LA LA LA LA LA LA LA LA LA rest

LA LA LA rest LA LA LA rest LA LA LA LA LA LA LA LA LA rest




6. Song 2 - La Muerte de Senior Don Gato (Ldrm) (EGAB)

Mel.

LA do mi mi re do mi LA do mi re do LA  
Ya du rio Se nor Don Ga mi ya do mi re do LA  
En tre cua tro zo pi lo tes, yun ra ton de aen - do LA  
E G B B A G B B B A G B B A G E

Chds.  
AX/ AM

Bs.  
BX/ BM/ BB



7. Sing Pitch Low SO and Play Note Low D

Mel.


SO SO SO SO SO SO SO SO SO SO SO SO SO

Chds.  
AX/ AM

Bs.  
BX/ BM/ BB

SO SO SO SO SO SO SO SO SO SO SO SO SO

SO SO SO SO SO SO SO SO SO SO SO SO SO



Introducing Mariachi to the  
Orff Music Classroom

8. Song 3: Si o No? (Sdrm) (DGAB)

Mel.

Chds.  
AX/ AM

Bs.  
BX/ BM/ BB

Mel.

Chds.  
AX/ AM

Bs.  
BX/ BM/ BB

9. Learning 2 Tied Quarter Notes (ta), Half Notes (ta/a) and Half Rests (rest-rest)

Mel.

Chds.  
AX/ AM

Bs.  
BX/ BM/ BB

10. Sing Pitch Low TI and Play Note F# [sharp]

Mel.

Chds.  
AX/ AM

Bs.  
BX/ BM/ BB



Introducing Mariachi to the Orff Music Classroom

11. Song 4 - Bingo, Bingo Ven Aqui (SLTdrm) (DEF#GAB)

Mel.

Chds. AX/ AM

Bs. BX/ BM/ BB

mi mi mi mi re re re SO SO LA TI do/o do/o  
 "Bin go, Bin go ven a a qui!" SO SO LA TI do/o do/o  
 "Ya es tiem po po de dor - mir," Lla na el gran je - ro.  
 B B B B A A A D D E F# G G

12. Sing Pitch fa and Play Note C

Mel.

Chds. AX/ AM

Bs. BX/ BM/ BB

fa fa fa fa fa fa fa fa fa/a fa/a  
 C C C C C C C C C C C

13. Song 5 - Blanca Por Dentro (drmf) (GABC)

Mel.

Chds. AX/ AM

Bs. BX/ BM/ BB

mi mi mi re do/o do/o re/e re fa mi re do/o  
 Si quite res sa A ber, en ton - ccs fa pe re do/o  
 B B B A G, G A A C C B A ra!  
 B B B A A C C B A G

Mel.

Chds. AX/ AM

Bs. BX/ BM/ BB

mi mi mi re do/o do/o re/e re fa mi re do/o  
 Si quite res sa A ber, en ton - ccs fa pe re do/o  
 B B B A G, G A A C C B A ra!  
 B B B A A C C B A G

14. Learning Eighth Notes - (ti - ti)

Mel.

Chds. AX/AM

Bs. BX/ BM/ BB

15. Learning 2 Tied Half Notes (ta/a), Whole Notes (ta/a/a/a) and Whole Rest (rest/rest/rest/rest)

Mel.

Chds. AX/AM

Bs. BX/ BM/ BB

16. Sing Pitch - So, Play Note - High D'

Mel.

Chds. AX/AM

Bs. BX/ BM/ BB


17. Song 6: Que Le Dice Un Pez A Otro Pez? (drmfS) (GABC'D')


Mel.


Chds. AX/AM

Bs. BX/ BM/ BB

Introducing Mariachi to the Orff Music Classroom

Mel. 

Chds. AX/ AM 

Bs. BX/ BM/ BB 


18. 3/4 Time Signature and Dotted Half Note


Mel. 


Chds. AX/ AM 


Bs. BX/ BM/ BB 


19. Song 7: Naranja Dulce (Sdmfms) (DGABC'D'), Fermata


Mel. 

Chds. AX/ AM 

Bs. BX/ BM/ BB 

Mel. 

Chds. AX/ AM 

Bs. BX/ BM/ BB 

Introducing Mariachi to the  
Orff Music Classroom

20. Song 8: La Rueda De San Miguel (SLdrm) (DEGAB)

Mel.

SO SO do SO SO do do re mi do re mi do do re re SO SO SO do SO SO  
A la ruc - da la ruc - da de San Mi - mi San re mi to - dos traen re su SO SO SO do SO SO  
D la D G - da D D G - da de G A - B, G A - B, G dos A A ca - ja de D G A D lo ma -

Chds.  
AX/ AM

Bs.  
BX/ BM/ BB

Mel.

do do SO SO SO do do SO SO SO LA LA SO SO SO do do do do tras, do tras!  
G ro, G A lo ma - du - ro, G que D se vol - te e, E pa - co de G ro G tras, G tras!  
G G D D D G G D D E E D D D G G G G G

Chds.  
AX/ AM

Bs.  
BX/ BM/ BB

21. Song 9: Arroz Con Leche (SLTdrmf) (DEF#GABC')

Mel.

SO do mi do do SO do do mi re mi mi  
A - rroz con con che me voy do a mi ca - re sar, mi  
D sepa G B - ser, G que sé - pa bai - lar, con  
G G G G D G G G B A que B

Chds.  
AX/ AM

Bs.  
BX/ BM/ BB

Mel.

fa mi re TI TI LA SO LA TI do SO  
u - na re cha - cha LA LA pa - TI do SO  
se - pa mu - brir - cha - cha la ca - pi tal. Que  
C' - a a - brir F# F# la pa' E D E D - D -  
B B A - F# F# la pa' E D E D - D -  
B B A - F# F# la pa' E D E D - D -

Chds.  
AX/ AM

Bs.  
BX/ BM/ BB

### Introducing Mariachi to the Orff Music Classroom

22. Learning Key of G and Ascending G Major Scale (d'rmfSLTd) (GABC'DDEF#G)

Mel.   
 do re mi fa so SO LA TI do/o SO/O do/o/o/o  
 G A B C D E F# G

Chds. AX/ AM

Bs. BX/ BM/ BB

23. Learning Key of G and Descending G Major Scale (d'tlsmrd) (G'F# EDCBAG)

Mel.   
 do re mi fa so SO LA TI do/o SO/O do/o/o/o

Chds. AX/ AM

Bs. BX/ BM/ BB

24. Sing Pitch Do and Play Note Low C

Mel.   
 do do do rest do do do do rest do do do do do do do do do do do do do rest

Chds. AX/ AM   
 do do do rest do do do do rest do do do do do do do do do do do do do rest

Bs. BX/ BM/ BB   
 do do do rest do do do do rest do do do do do do do do do do do do do rest

25. Sing Pitch Fa and Play Note F Natural

Mel.   
 fa fa fa fa fa fa fa fa rest fa fa fa fa fa fa fa fa fa fa fa fa

Chds. AX/ AM   
 fa fa fa fa fa fa fa fa rest fa fa fa fa fa fa fa fa fa fa fa fa

Bs. BX/ BM/ BB   
 fa fa fa fa fa fa fa fa rest fa fa fa fa fa fa fa fa fa fa fa fa

26. Learning Key of C and Ascending C Major Scale (drmfsltd') (CDEFGABC')

Mel.  do re mi fa so so la ti do/o' so/o do/o/o/o'

Chds. AX/ AM  do re mi fa so so la ti do/o' so/o do/o/o/o'

Bs. BX/ BM/ BB  do re mi fa so so la ti do/o' so/o do/o/o/o'

Chords: C D E F G G A B C' G C

27. Learning Key of C and Descending C Major Scale (d' t'lsfmr) (C'BAGFEDC)


Mel.  do' ti la so so fa mi re do/o so/o do/o/o/o'


Chds. AX/ AM  do' ti la so so fa mi re do/o so/o do/o/o/o'


Bs. BX/ BM/ BB  do' ti la so so fa mi re do/o so/o do/o/o/o'

Chords: C' B A G G F E D C G C

28. Learning Dotted Quarter Eighth Note Rhythm


Mel.  ta ti ti ta ta ta/ (ti) ti ta ta ta/i ti ta ta ta/i ti ta/a

Chds. AX/ AM  ta ti ti ta ta ta/ (ti) ti ta ta ta/i ti ta ta ta/i ti ta/a

Bs. BX/ BM/ BB  ta ti ti ta ta ta/ (ti) ti ta ta ta/i ti ta ta ta/i ti ta/a

29. Learning Two-Beat Syncopation (Eighth-Quarter-Eighth)


Mel.  ti ti ti ti ta ta ti ta ti ta ta ta ti ta ti ta ta ti ta ti ta/a


Chds. AX/ AM  ti ti ti ti ta ta ti ta ti ta ta ta ti ta ti ta ta ti ta ti ta/a


Bs. BX/ BM/ BB  ti ti ti ti ta ta ti ta ti ta ta ta ti ta ti ta ta ti ta ti ta/a


Introducing Mariachi to the Orff Music Classroom


30. Song 10 - Uno, Dos, y Tres (drmfsl) (CDEFGA)


Mel. 

Chds. AX/ AM 

Bs. BX/ BM/ BB 

Mel. 

Chds. AX/ AM 

Bs. BX/ BM/ BB 


31. Singing Pitch Te and Playing Bb (flat)


Mel. 


Chds. AX/ AM 

Bs. BX/ BM/ BB 


32. Song 11 - De Colores (drmfsl) (CDEFGAB)


Mel. 


Chds. AX/ AM 

Bs. BX/ BM/ BB 


**B**


Mel.    
 fa/a/a De F mi co E mi lo - res, E re/e D fa da F so co G lo - res A la so A lal los A so pa - ja - ri - llos A la que A la vic - so nen G fa sea F la fue - so/o ra. A G


Chds. AX/ AM 

Bs. BX/ BM/ BB 


**C**


Mel.    
 so/o/o De G fa co F fa lo - res, F mi/i E mi de E fa co F so lo - res G so es G so el G so fa ar - co E mi so i - ris G so ve - mos G so la A te lu Bb la/a/a cir. A fa so por F G


Chds. AX/ AM 

Bs. BX/ BM/ BB 


**D**

Mel.    
 la la la la ti la la so so so la so so fa so la so fa so/o/o fa so ti la so fa mi re do/o/o so do'   
 e - so los gran - des a - la mo - res de mu - chos co lo - res me gus - tan a F mi! Y por G lo - res me gus - tan a F mi! B A G F E D C' G C'


Chds. AX/ AM 

Bs. BX/ BM/ BB 

33. Learning Key of F and Ascending F Major Scale (drmfsltd') (FGABbCDEF)

Mel.    
 do re mi fa so SO LA TI do/o SO/O do/o/o/o   
 F G A Bb C' C D E F C F


Chds. AX/ AM 


Bs. BX/ BM/ BB 




Introducing Mariachi to the Orff Music Classroom


34. Learning Key of F and Descending F Major Scale (d'tlsfmr) (FEDCBbAGF)


Mel.  do TI LA SO so fa mi re do/o so/o do/o/o/o  
F E D C C' Bb A G F C' F


Chds. AX/ AM 

Bs. BX/ BM/ BB 


35. Song 12 - Senora Santana (Sdrmfsl) (CFGABbC'D')


Mel.  mi/i re fa mi re/e re/e fa/a so la so mi/i mi/i do/o re mi fa re/e re/e DO fa mi re do/o do  
Se - no - ra San ta - na, por - que llo - rael ni - no? Por u - na man za - na, que se leha per di - do.  
A G Bb A G G Bb C' D' C' A A F G A Bb G G C Bb A G F F


Chds. AX/ AM 

Bs. BX/ BM/ BB 

36. Song 12 - Los Pollitos Dicen (d'rmsltd') (CDEFGABC')

Mel.  do re mi fa so/o so/o la ti do la so/o so/o la ti do la so/o so/o re fa mi re do/o do/o do' so do'  
po - lli - tos di - cen, "pi - o, pi - o, pi - o!" Cuan - do tie - nen ham - bre, cuan - do tie - nen fri - o!  
La ga - lli - na bus - ca el ma - iz yel tri - go. Les da la co - mi - da, Y les pres - taa bri - go. C' G C'

Chds. AX/ AM 

Bs. BX/ BM/ BB 

37. Learning High Mi' and Note High E'


Mel.  mi mi mi mi mi mi mi mi mi mi mi mi mi mi/i mi/i mi/i/i/i  
E' E' E' E' E' E' E' E' E' E' E' E' E' E' E' E' E'

Chds. AX/ AM 

Bs. BX/ BM/ BB 

38. Song 13 - Cielito Lindo (drmfsltd'r'm') (CDEFGABC'D'E')


A

Mel. 

Chds. AX/ AM

Bs. BX/ BM/ BB

do' do' la - ti so do' do' la - ti so do' do' la - ti so fa re/e  
De la Sic - rra Mo - re - na Cie - li - to Lin - do' la vic - nen so - fan - do,  
C' C' A B G C' C' A B G C' C' A B G F D


Mel. 

Chds. AX/ AM

Bs. BX/ BM/ BB

ti ti ti - la so fa fa re mi fa so so so fa mi re do/o  
un par de - la - tos fa - fa re mi fa so so so fa mi re do/o  
B B B D G F F D E F Lin - do de G con - tra - ban - do.  
B B B D G F F D E F Lin - do de G con - tra - ban - do.  
B B B D G F F D E F Lin - do de G con - tra - ban - do.


B

Mel. 

Chds. AX/ AM

Bs. BX/ BM/ BB

mi/i/i re/e do' la/a/a re/e/e re/e do' mi do/o so  
Ay! yay! yay! yay! Can - tay no llo - res. Por  
E' D C' A D C' E C G

Mel. 

Chds. AX/ AM

Bs. BX/ BM/ BB

la/a so la la so fa fa re ti so la la so fa mi re do/o do so do  
que can - tan - do sea - le - gran, Cie - li - to Lin - do los co - ra - zo - nes! C' G C'  
A G A A G F F D B G A A G F E D C' C' G C'

## Introducing Mariachi to the Orff Music Classroom – Music Elements

Songs	Type of Song	Key	Time Signature	Pitches (Solfege)	Notes (Letters)	Rhythm	Form	Tempo/ Dynamics	Music Notation /Theory
1. Papas y Papas	Juego de Manos (Hand Game)	G	4/4	<u>d</u> rm	<u>GAB</u>	QN, QR	AA	Moderato/ Mezzo Forte	Staff/lines/spaces/Treble Clef/sharp/ 4/4 time signature/measures/bar lines/repeat sign/Staccato
2. La Muerte de Senor Don Gato	Cuento Comico (Funny Story)	Em	4/4	<u>L</u> drmm	<u>EGAB</u>	QN, QR	AA	Moderato/ Mezzo Forte	E Minor
3. Si o No?	Quebra Cabezas (Riddle)	G	4/4	<u>S</u> drmm	<u>DGAB</u>	QN, QR	AA	Medium Fast/ Mezzo Forte	
4. Bingo, Bingo Ven Aqui	Cuento (Story)	G	4/4	SL <u>T</u> drmm	<u>DEF#GAB</u>	QN, QR, HN, HR	AA	Medium Fast/ Mezzo Forte	Tie/F# - sharp
5. Blanca Por Dentro	Adivinanza (Guess)	G	4/4	drmm <u>f</u>	<u>GABC</u> '	QN, QR, HN, HR	AA	Medium Fast/ Mezzo Forte	
6. Que Le Dice Un Pez a Otro Pez?	Quebra Cabezas (Riddle)	G	4/4	drmm <u>f</u> s	<u>GABC</u> ' <u>D</u> '	QN, EN, HN, WN	AA	Medium Fast/ Mezzo Forte	do/SO/do Ending
7. Naranja Dulce	Cancion de Cuna (Lullaby)	G	3/4	<u>S</u> drmmf	<u>DGABC</u> ' <u>D</u> '	QN, HN, DHN	AA	Slow/ Piano	3/4 time signature 1 <sup>st</sup> & 2 <sup>nd</sup> Endings/Fermata
8. La Rueda de San Miguel	Juego (Circle Game)	G	2/4	<u>S</u> Ldrmm	<u>DEGAB</u>	QN, QR, EN, HR	AB	Medium Fast/ Mezzo Forte	2/4 time signature A & B Sections
9. Arroz con Leche	Cuento de Baile (Story Dance)	G	3/4	<u>S</u> L <u>T</u> drmmf	<u>DEF#GABC</u> '	QN, QR, HN	AA	Medium Fast/ Mezzo Forte	3/4 time signature/ 1 <sup>st</sup> & 2 <sup>nd</sup> Endings
10. Uno, Dos, y Tres	Cantando Numeros (Counting Song)	C	4/4	drmmf <u>s</u>	<u>GABC</u> ' <u>D</u> '	QN, DQN, EN, HN, WN,	AB	Medium Fast/ Mezzo Forte	Key of G & C Scale/ Dotted Quarter-Eighth 2 beat syncopation
11. De Colores	Cancion Popular (Popular Song)	C	3/4	drmmf <u>s</u> <u>t</u> <u>e</u> t	<u>CDEFGABBB</u>	QN, QR, HN, DHN,	ABCD	Medium Fast/ Mezzo Forte	3/4 time signature Key of C, Te-Bb, A & B sections
12. Senora Santana	Cancion de Cuna (Lullaby)	F	4/4	Sdrmmf <u>s</u>	<u>DGABb</u> ' <u>C</u> ' <u>D</u> '	QN, DQN, EN, HN,	AA	Slow/ Piano	Key of F Scale, Fa-Bb
13. Los Pollitos Dicen	Cancion de Cuna (Lullaby)	C	4/4	drmmf <u>s</u> <u>t</u> <u>e</u> ' <u>d</u> '	<u>CDEFGABC</u> '	QN, QR, HN, HR	AA	Slow/ Piano	Key of C/High C-'Do' 4/4 time signature, C Scale
14. Cielito Lindo	Cancion Popular (Popular Song)	C	3/4	drmmf <u>s</u> <u>t</u> <u>e</u> ' <u>r</u> ' <u>m</u> '	<u>CDEFGABC</u> ' <u>D</u> ' <u>E</u> '	QN, QR, HN, DHN, HR	AB	Medium Fast/ Mezzo Forte	3/4 time signature Key of C, High E-'Mi' A & B sections

## Introducing Mariachi to the Orff Music Classroom

### Spanish and English Song Lyrics

Spanish Song Lyrics	English Song Lyrics
<p><b>1. Papas y Papas</b>  Papas y papas para papa!  Papas y papas para mama!  Las tostaditas para mama,  Las quemaditas para papa!</p>	<p><b>1. Potatoes, Potatoes</b>  Potatoes, potatoes for my dad  Potatoes, potatoes for my mom  All the toasted ones go to mom  All the burnt ones go to dad.</p>
<p><b>2. La Muerte de Senor Don Gato</b>  Ya murio Senor Don Gato  Ya lo llevan a en terrar  Entre cuatro zopilotes  Y un raton de sacristan</p>	<p><b>2. The Death of Senor Don Gato</b>  Poor Senor Don Gato's dead now,  Now to bury him they go.  With four vultures as pallbearers  And a mouse as sacristan.</p>
<p><b>3. Si o No?</b>  Si o no?  Si o no?  Un pato tiene una pata  Si o no?</p>	<p><b>3. Yes or No?</b>  Yes or No?  Yes or No?  A duck has only 1 "pata"  Yes or No?</p>
<p><b>4. Bingo, Bingo Ven Aqui!</b>  "Bingo, Bingo ven aqui!"  Llama en granjero.  "Ya es tiempo de dormir!"  Llama en granjero.</p>	<p><b>4. Bingo, Bingo Come Back Here!</b>  "Bingo, Bingo come back here!"  Loudly calls the farmer.  "It is time to go to sleep!"  Loudly calls the farmer.</p>
<p><b>5. Blanca Por Dentro</b>  Blanca por dentro  Verde por fuera.  Si quieres saber  Entonces es pera!</p>	<p><b>5. White In The Inside</b>  White in the inside,  Green on the outside.  If you want to know,  You'll have to wait, wait, wait!</p>
<p><b>6. Que Le Dice Un Pez A Otro Pez?</b>  Que le dice un pez a otro pez?  Que le dice un pez a otro pez?  Nada, nada, nada!  Nada, nada, nada!</p>	<p><b>6. What Does One Fish Say?</b>  What does one fish say to other fish?  What does one fish say to other fish?  Nothing, nothing, nothing!  Swim now, swim now, swim now!</p>
<p><b>7. Naranja Dulce</b>  Naranja dulce limon partido  Dame un abrazo que yo te pido,  Toca la marcha me pecho llora  Adios senora yo ya me voy.</p>	<p><b>7. Sweet Juicy Orange</b>  Sweet juicy orange and cut up lemon  Give me a hug now that I am asking  Play loud the march and my chest is crying,  So long senora I'm leaving soon</p>
<p><b>8. La Rueda De San Miguel</b>  A la rueda, la rueda  De San Miguel, San Miguel,  Todos traen su caja de miel.  A lo maduro, a lo maduro,  Que se voltee Paco de burro!  Tras! Tras!</p>	<p><b>8. Saint Michael's Wheel</b>  With the wheel, the wheel,  Saint Michael's wheel,  All now bring their honey box.  Now get ready, now get ready,  Let's have Paco turn around now!  Tras! Tras!</p>
<p><b>9. Arroz Con Leche</b>  Arroz con leche me voy a casar  Con una muchacha de la capital!  Que sepa coser, que sepa bailar,  Que sepa abrir la puerta pa jugar!</p>	<p><b>9. Rice With Milk</b>  With rice and milk I will marry soon  To a lovely girl from the cap, capital!  I hope she can cook, I hope she can dance,  I hope she can open the door to play!</p>

<p><b>10. Uno, Dos y Tres</b>  Uno, dos y tres,  Cuatro, cinco seis.  Siete ocho, nueve,  Y ahora diez!</p> <p>La, la, la, la, fa  So, so, so, so, mi,  Fa, so, fa, mi, re, so,  La, la, la, la, fa  So, so, so, so, mi,  Fa, so, fa, mi, re, do - do, do, do</p>	<p><b>10. One, Two, and Three</b>  One, two and three,  Four, five and six.  Eight, and nine  And we now have ten!</p> <p>La, la, la, la, fa  So, so, so, so, mi,  Fa, so, fa, mi, re, so,  La, la, la, la, fa  So, so, so, so, mi,  Fa, so, fa, mi, re, do - do, do, do</p>
<p><b>11. De Colores</b>  De colores, de colores se visten los campos en la primavera!  De colores, de colores son los pajarillos que vienen de afurera!  De colores, de colores es el arco iris que vemos lucir!</p> <p>  : Y por eso los grandes amores de muchos colores me gustan a mi :  </p>	<p><b>11. See The Colors</b>  See the colors, see the colors of flowers that bloom in the fields in the springtime!  See the colors, see the colors of birds that are flying and singing so happy!  See the colors, see the beautiful colors rainbows up high in the sky!</p> <p>  : And the grandest of loves many colores they have, and it's those loves that I like most! :  </p>
<p><b>12. Senora Santana</b>  Senora Santana,  Porque llora el nino?  Por una manzana,  Que se le ha perdido.</p>	<p><b>12. Senora Santana</b>  Senora Santana  Why's the child crying?  He cries for an apple  It seems he has lost it.</p>
<p><b>13. Los Pollitos Dicen</b>  Los pollitos dicen,  Pio, pio, pio!  Cuando tienen hambre  Cuando tienen frio!</p> <p>La gallina busca  El maiz y el trigo,  Les da la comida,  Y les presta abrigo.</p>	<p><b>13. Little Baby Chicks Say</b>  Little baby chicks say  Pio, pio, pio!  When they all get hungry  When they all get cold, cold!</p> <p>Mother chicken looks for  Corn and wheat to feed them  She brings food to feed them  With her wings she warms them.</p>
<p><b>14. Cielito Lindo</b>    : De la Sierra Morena  Cielito Lindo vienen bajando  Un par de ojitos negros  Cielito Lindo de contrabando:  </p> <p>  : Ay, yay, yay, yay,  Canta y no llores.  Porque cantando se alegran  Cielito Lindo los corazones :  </p>	<p><b>14. Beautiful Heaven</b>    : From the Sierra Morena, Cielito Lindo,  comes down the mountain,  A pair of very pretty eyes that Cielito Lindo is hiding:  </p> <p>  : Ay, yay, yay, yay,  Sing and no crying,  Because by singing more gladness, Cielito Lindo,  enters our hearts now:  </p>