



Introducing Mariachi To The Orff Music Classroom

Presented By
Rodolfo Gonzalez, Ed. D.
Retired Texas Music Teacher & Administrator

Oregon Music Educators Association Convention
January 2025

Orff Music Teacher Resource Book



Introducing Mariachi to the Orff Music Classroom: Orff Music Teacher Resource Book

Presented By

Rodolfo Gonzalez, Ed. D.

Retired Texas Music Teacher & Administrator

Table of Contents

Music Notation	p. A
Beat and Meter	p. A
Rhythm – Notes and Syllables	p. A
Basic Body Movement	p. A
Basic Body Percussion	P. B
Solfege – Pitch Syllables and Hand Signs	p. B
Basic Pitch Patterns	p. B
Pitch – Letter Names on the Staff	p. B
Simple Melody on the Staff	p. B
1. Learning Quarter Notes (ta), Quarter Rests (rest), Staccato, Sing Pitch mi, and Play Note B (T-1)	p. 1
2. Sing Pitch re, and Play Note A (T-12)	p. 2
3. Sing Pitch do, and Play Note G (T-123)	p. 3
4. Song 1 - Papas y Papas (drm) (GAB)	p. 4-5
5. Sing Pitch Low La and Play Note E (T-123/12)	p. 6
6. Song 2 - La Muerte de Senor Don Gato (Ldrm) (EGAB)	p. 7
7. Sing Pitch Low SO and Play Note Low D (T-123/123)	p. 8
8. Song 3: Si o No? (Sdrm) (DGAB)	p. 9-10
9. Learning 2 Tied Quarter Notes (ta), Half Notes (ta/a) and Half Rests (rest-rest)	p. 11
10. Sing Pitch Low TI and Play Note F# [sharp] (T-123/023)	p. 12
11. Song 4 - Bingo, Bingo Ven Aqui! (SLTdrm)(DEF#GAB)	p. 13
12. Sing Pitch fa and Play Note C (T-2)	p. 14
13. Song 5 - Blanca Por Dentro (drmf)(GABC)	p. 15-16
14. Learning Eighth Notes - (ti - ti)	p. 17
15. Learning 2 Tied Half Notes (ta/a), Whole Notes (ta/a/a/a) and Whole Rest (rest/rest/rest/rest)	p. 18
16. Sing Pitch - So, Play Note - High D' (0-2)	p. 19
17. Song 6: Que Le Dice Un Pez A Otro Pez? ((drmf) (GABC'D')	p. 20-21
18. 3/4 Time Signature and Dotted Half Note	p. 22
19. Song 7: Naranja Dulce (Sdrmf) DGABC'D')	p. 23-24
20. Song 8: La Rueda De San Miguel (SLdrm) (DEGAB)	p. 25-26
21. Song 9: Arroz Con Leche (SLTdrmf) (DEF#GABC'D')	p. 27-28
22. Learning Key of G and Ascending G Major Scale (drmfSLtd) (GABC'D'DEF#G)	p. 29
23. Learning Key of G and Descending G Major Scale (drmfSLtd) (GABC'D'DEF#G)	p. 30
24. Sing Pitch Do and Play Note Low C (T-123/1234)	p. 31
25. Sing Pitch Fa and Play Note F Natural (T-123/1034)	p. 32
26. Learning Key of C and Ascending C Major Scale (drmfsltd') (CDEFGABC')	p. 33
27. Learning Key of C and Descending C Major Scale (d' tlfmr) (C'BAGFEDC)	p. 34
28. Learning Dotted Quarter Eighth Note Rhythm	p. 35
29. Learning Two-Beat Syncopation (Eighth-Quarter-Eighth)	p. 36
30. Song 10 - Uno, Dos, y Tres (drmfsl) (CDEFGA)	p. 37-38
31. Sing Pitch Te and Play Bb (flat) (T-103)	p. 39
32. Song 11 - De Colores (drmfsltet) (CDEFGABbb)	p. 40-43
33. Learning Key of F and Ascending F Major Scale – (drmfSLtd) (FGABbc'CDEF)	p. 44
34. Learning Key of F and Descending F Major Scale – (dTLsfmrd) (FEDCC'Bb AGF)	p. 45
35. Song 12 - Senora Santana (Sdrmfsl) (CFGABbc'D')	p. 46-47
36. Song 13 - Los Pollitos Dicen (drmfsltd') (CDEFGABC')	p. 48-49
37. Learning High Mi' and Note High E' (1/2T-123 12)	p. 50
38. Song 14 - Cielito Lindo (drmfsltd'r'm') (CDEFGABC'D'E')	p. 51-54

Introducing Mariachi to the Orff Music Classroom: Orff Music Teacher Resource Book - Part 1

Music Notation

Staff 	Lines 	Spaces 	Ledger Lines 	Treble Clef
Key Signature 	Time Signature 	Bar Lines 	Measure 	Double Bar
Repeat Sign 	1st & 2nd Endings 	Staccato 	Tie 	Fermata

Beat and Meter

Beat – a steady pulse
Meter – grouping beats by 2s, 3s, 4s

Rhythm - Notes and Syllables

Quarter Note ta	Quarter Rest rest	Eighth Notes ti ti = ti ti	Eighth Rests ss ss
Half Note ta/a	Half Rest rest/rest	Whole Note ta/a/a/a	Whole Rest rest/rest/rest/rest
Dotted Half Note ta/a/a	Dotted Half Rest rest/rest/rest	Dotted Quarter Eighth ta-(t)i ti = ta-i ti	Eighth Quarter Eighth - 2 Beat Syncopation ti ta_ ti = ti ta ti

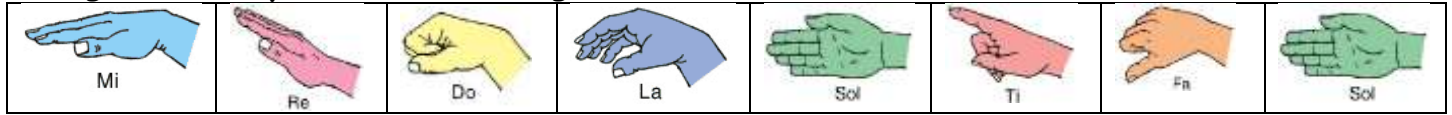
Basic Body Movement

Walk 	March 	Crawl 	Hop 	Jump 	Running 	Jogging 	Slide 	Twist
Squat 	Bend 	Lunge 	Flip 	Twirl 	Roll 	Skipping 	Galloping 	Waltzing

Basic Body Percussion

Snap				
Clap				
Pat				
Stomp				


Solfège - Pitch Syllables & Hand Signs



Basic Pitch Patterns

1. mrd, drm	2. mrdL, Ldrm	3. mrdS, Sdrm	4. SLTd, dTLS	5. drmf, fmrD	6. drmfS, sfmrD	7. drmfSLtd', d'tlsfmrD
----------------	------------------	------------------	------------------	------------------	--------------------	----------------------------

Pitch-Letter Names on the Staff



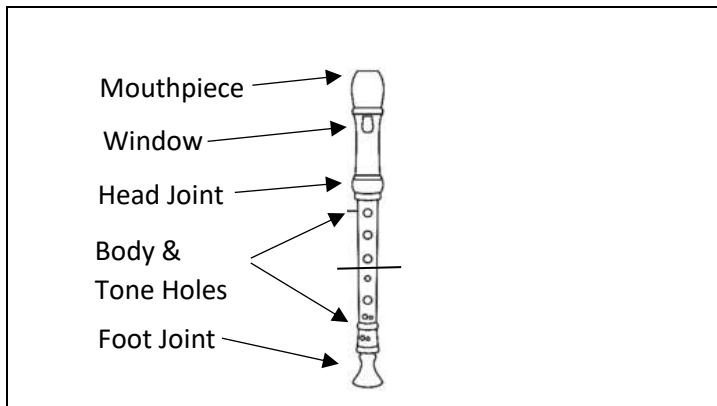
Simple Melody on the Staff

Song: Merrily We Roll Along

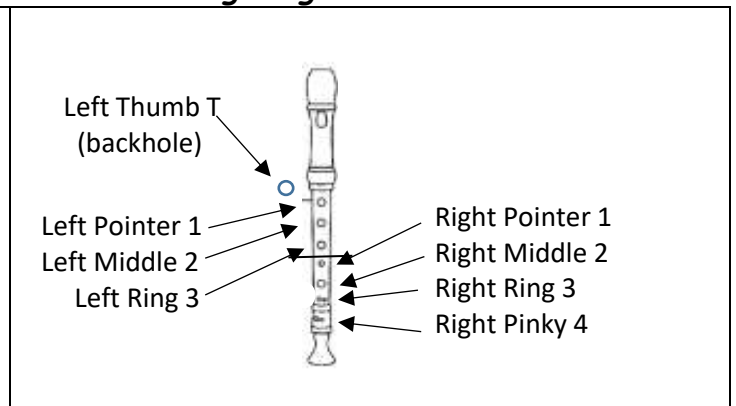
mi re do re mi mi mi/i re re re/e mi mi mi/i
Me - rri - ly we roll a - long, roll a - long, roll a - long.
B A G A B B B B A A A B B B

mi re do re mi mi mi/i re re mi re do do do/o
Me - rri - ly we roll a - long, O'er the dark blue sea, sea, sea.
B A G A B B B A A B A G G G

The Recorder and Parts



Placing Fingers on the Recorder



Producing a Sound on the Recorder

1. Place lips on mouthpiece (no teeth).
2. Blow slow, warm air into mouthpiece.
3. Separate air by using the syllable "too."



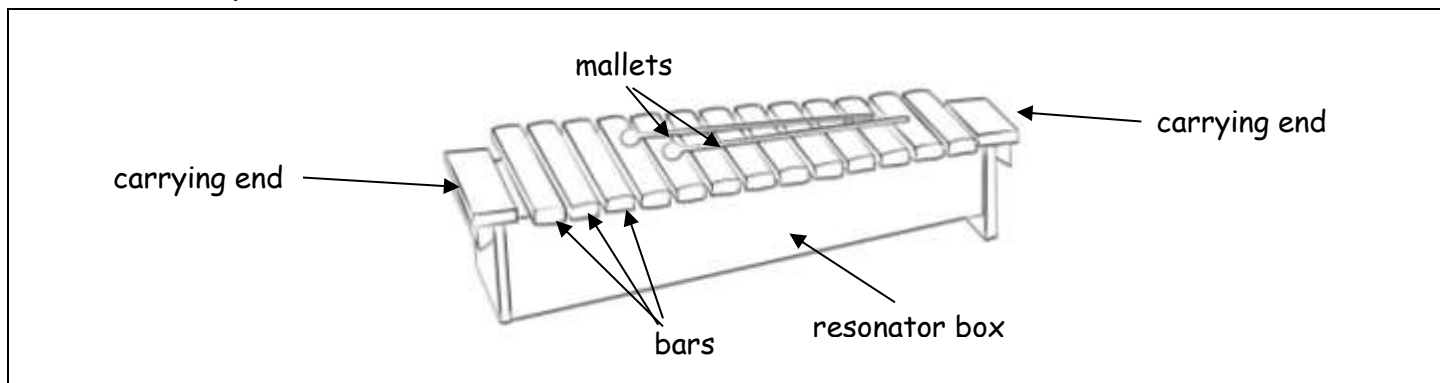
Recorder Pitch/Notes and Fingerings - Key of G Major

mi/B	re/A	do/G	LA/E	SO/D	TI/F#	fa/C'	so/D'
T-123	T-12	T-123	T-123/12	T-123/123	T-123/023	T-2	2

Recorder Pitch/Notes and Fingerings - Key of C Major

do/C	fa/F	te/Bb	mi'/E'
T-123/1234	T-123/1034	T-103	½ T-123/12

















Barred Instrument Parts











Producing a Sound and Care of the Barred Instruments

1. Never HIT the bars.
2. Always tap lightly.
3. When moving instrument use the carrying ends.
4. Store mallets in their proper location.

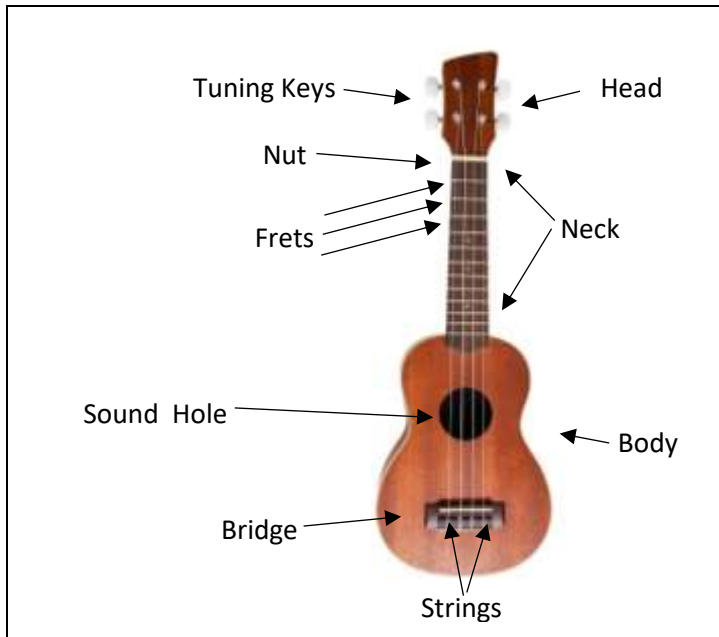
Barred Instruments Pitch/Notes - Key of G Major

		
mi/B/7	re/A/6	do/G/5
		
		
la/E/3	so/D/2	ti/F#/4#
		
		
fa/C'/8	so/D'/9	
		

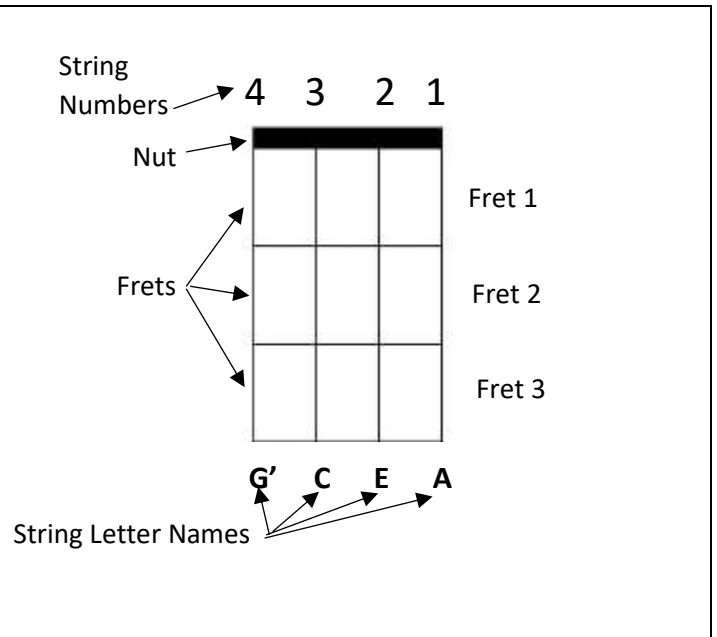
Barred Instruments Pitch/Notes and Fingerings - Key of C Major

			
do/C/1	fa/F/4	te/Bb/7b	mi'/E'/10
			





Parts of the Ukulele



The Ukulele Chord Frame



Tuning the Ukulele Strings

Tune String 1 to A: 	Tune String 2 to E: 	Tune String 3 to C: 	Tune String 4 to G: 
---	---	--	---

Producing a Sound on the Ukulele: Plucking and Strumming

<p>Left Hand Finger Numbers on Frets</p> 	<p>Right Hand holds pick to pluck.</p> 	<p>Right Hand holds pick to strum.</p> 
--	--	--

Ukulele Notes and Fingerings - Key of G Major

mi/B	re/A	do/G	LA/E	SO/D	TI/F#	fa/C'	so/D'
S1-F3	S1-F0	S2-F3	S2-F0	S3-F2	S2-F2	S1-F3	S1-F5 at Fret 5

Ukulele Notes and Fingerings - Key of C Major

do/C	fa/F	te/Bb	mi'/E'
S3-F0	S2-F1	S1-F1	S1-F7 at Fret 7

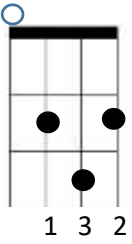
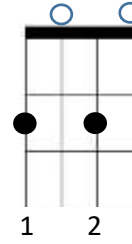
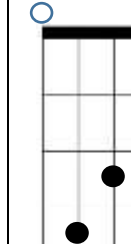

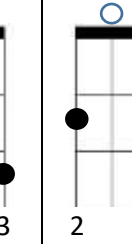

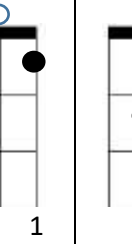
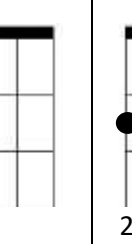
Simple Melody on the Staff

Song: Merrily We Roll Along


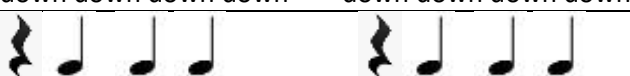




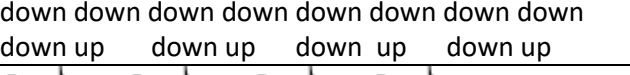
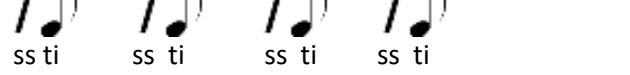
mi re do re mi mi mi/i re re re/e mi mi mi/i
 Me - rri - ly we roll a - long, roll a - long, roll a - long.
 B A G A B B B A A A B B B

mi re do re mi mi mi/i re re mi re do do do/o
 Me - rri - ly we roll a - long, O'er the dark blue sea, sea, sea.
 B A G A B B B A A B A G G G

Ukulele Chords

G Chord	D7 Chord	Em Chord	C Chord	F Chord	C7 Chord	Am Chord	Dm Chord
							

Common Strumming Rhythm Patterns

4/4	 down down down down down down down down
4/4 Ranchera Lenta 1	 rest down down down rest down down down
4/4 Ranchera Lenta 2	 rest down rest down rest down rest down
3/4 Vals	 rest down down rest down down
4/4 Bolero	 down down down down down down down down down up down up down up down up
4/4 Polka	 ss ti ss ti ss ti ss ti ss down ss down ss down ss down
4/4 Calypso	 down up down down down
2/4 Cumbia	 down down up down down up

Basic Chord Progressions

1. G/// D7/// G///

2. G/// C/// G///

3. G/// C/// G/// D7/// G///

4. ||: G/// Em/// Am/// D7/// :|| G///

5. C/// G7/// C///

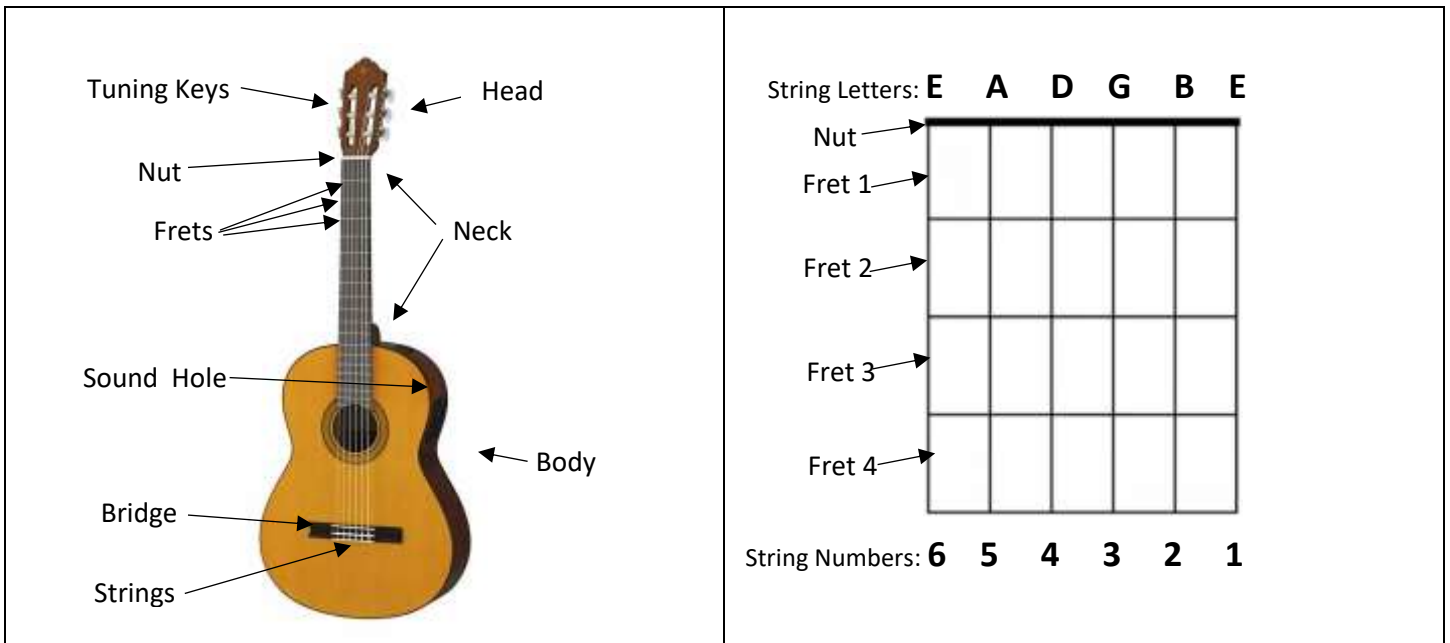
6. C/// F/// C///

7. C/// F/// G7/// C///

8. ||: C/// Am/// Dm/// G7/// :|| C///

Parts of the Guitar

The Guitar Chord Frame



Tuning the Guitar Strings

<p>Tune String 1 to E:</p>	<p>Tune String 2 to B:</p>	<p>Tune String 3 to G:</p>	<p>Tune String 4 to D:</p>	<p>Tune String 5 to A:</p>	<p>Tune String 6 to E:</p>
-----------------------------------	-----------------------------------	-----------------------------------	-----------------------------------	-----------------------------------	-----------------------------------





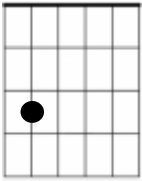
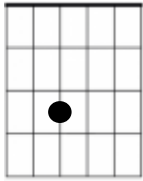
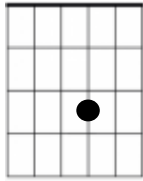
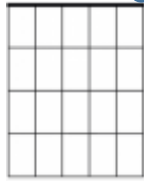
Producing a Sound on the Guitar: Plucking and Strumming

<p>Left Hand Finger Numbers on Frets</p>	<p>Right Hand holds pick to pluck.</p>	<p>Right Hand holds pick to strum.</p>
--	--	--

Guitar Notes and Fingerings - Key of G Major


mi/B	re/A	do/G	LA/E	SO/D	TI/F#	fa/C'	so/D'
S2-F0	S3-F2	S3-F0	S4-F2	S4-F0	S4-F4	S2-F1	S2-F3

Guitar Notes and Fingerings - Key of C Major

			
do/C	fa/F	te/Bb	mi'/E'
			
S5-F3	S4-F3	S3-F3	S1-F0

Simple Melody on the Staff

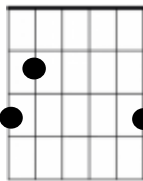
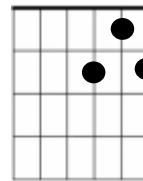
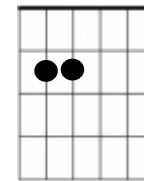
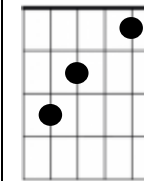
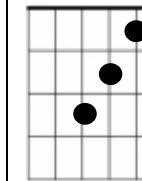
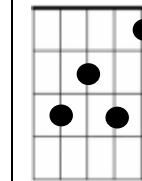
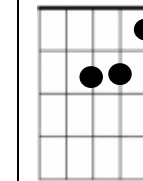
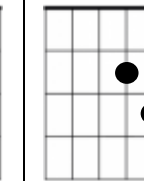
Song: Merrily We Roll Along









mi re do re mi mi mi/i re re re/e mi mi mi/i
 Me rri ly we roll a - long, roll a - long, roll a - long.
 B A G A B B B A A A B B B



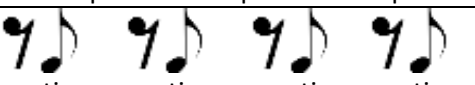


mi re do re mi mi mi/i re re mi re do do do/o
 Me rri ly we roll a - long, O'er the dark blue sea, sea, sea.
 B A G A B B B A A B A G G G

Guitar Chords

G Chord	D7 Chord	Em Chord	C Chord	F Chord	C7 Chord	Am Chord	Dm Chord
							
1 2 3	2 1 3	2 3	3 2 1	3 2 1 1	3 2 4 1	2 3 1	2 3 1

Common Strumming Rhythm Patterns

4/4		
4/4 Ranchera Lenta 1		
4/4 Ranchera Lenta 2		

3/4 Vals	 rest down down rest down down
4/4 Bolero	 down down down down down down down down down up down up down up down up
4/4 Polka	 ss ti ss ti ss ti ss ti ss down ss down ss down ss down
4/4 Calypso	 down up down down down
2/4 Cumbia	 down down up down down up

Basic Chord Progressions

<p>1. G/// D7/// G/// 2. G/// C/// G/// 3. G/// C/// G/// D7/// G/// 4. : G/// Em/// Am/// D7/// : G///</p>	<p>5. C/// G7/// C//// 6. C/// F/// C/// 7. C/// F/// G7/// C/// 8. : C/// Am/// Dm/// G7/// : C///</p>
--	--

Rhythm Instruments



Introducing Mariachi to the Orff Music Classroom

Compiled by Rodolfo Gonzalez

1. Learning Quarter Notes (ta), Quarter Rests (rest), Sing Pitch mi, and Play Note B

The score is written in 4/4 time with a key signature of one sharp (F#). It consists of the following parts:

- Soprano Recorder:** Melody line with lyrics: ta mi B, ta mi B, ta mi B, rest, ta mi B, ta mi B, ta mi B, rest, ta mi B, rest, ta mi B, rest, ta mi B, ta mi B, ta mi B, rest.
- Soprano Voice:** Identical melody and lyrics to the Soprano Recorder part.
- Melody:** VOC, REC, SG, AG, SX, SM, AX, AM, BX, BM, UKU, GTR. Identical melody and lyrics to the vocal parts.
- Chords:** Alto Xylophone, Alto Metallophone. Identical melody and lyrics to the vocal parts.
- Bass:** Xylophone, Metallophone, Bass Bars. Identical melody and lyrics to the vocal parts.
- Chords:** Ukulele, Guitar. Chord progression: G, G, G, G.
- Rhythm:** Maracas/Cabasa, Guiro/Bongos. Rhythmic accompaniment with a dynamic marking of *f*.
- Conga Drums, Claves:** Rhythmic accompaniment with a dynamic marking of *f*.

Introducing Mariachi to the Orff Music Classroom

2. Sing Pitch re, and Play Note A

The musical score is written for an Orff ensemble and includes the following parts:

- S. Rec. (Soprano Recorder):** Treble clef, 4/4 time. Melody: quarter notes G4, A4, B4, quarter rest, quarter notes G4, A4, B4, quarter rest, quarter notes G4, quarter rest, quarter notes A4, quarter rest, quarter notes B4, quarter rest, quarter notes G4, A4, B4, quarter rest. Lyrics: re A, re A, re A, re A, re A, re A, re A, re A, re A, re A, re A.
- S. Vox. (Soprano Voice):** Treble clef, 4/4 time. Melody: quarter notes G4, A4, B4, quarter rest, quarter notes G4, A4, B4, quarter rest, quarter notes G4, quarter rest, quarter notes A4, quarter rest, quarter notes B4, quarter rest, quarter notes G4, A4, B4, quarter rest. Lyrics: re A, re A, re A, re A, re A, re A, re A, re A, re A, re A, re A.
- Mel. (Melodica):** Treble clef, 4/4 time. Melody: quarter notes G4, A4, B4, quarter rest, quarter notes G4, A4, B4, quarter rest, quarter notes G4, quarter rest, quarter notes A4, quarter rest, quarter notes B4, quarter rest, quarter notes G4, A4, B4, quarter rest. Lyrics: re A, re A, re A, re A, re A, re A, re A, re A, re A, re A, re A.
- Chds. AX/AM (Children's Xylophone/Anvil/Metal):** Treble clef, 4/4 time. Melody: quarter notes G4, A4, B4, quarter rest, quarter notes G4, A4, B4, quarter rest, quarter notes G4, quarter rest, quarter notes A4, quarter rest, quarter notes B4, quarter rest, quarter notes G4, A4, B4, quarter rest. Lyrics: re A, re A, re A, re A, re A, re A, re A, re A, re A, re A, re A.
- Bs. BX/BM/BB (Bass Xylophone/Bell/Metal):** Treble clef, 4/4 time. Melody: quarter notes G4, A4, B4, quarter rest, quarter notes G4, A4, B4, quarter rest, quarter notes G4, quarter rest, quarter notes A4, quarter rest, quarter notes B4, quarter rest, quarter notes G4, A4, B4, quarter rest. Lyrics: re A, re A, re A, re A, re A, re A, re A, re A, re A, re A, re A.
- Chds: Uku. Gtr. (Children's Ukulele/Guitar):** Treble clef, 4/4 time. Chords: D7, D7, D7, D7. Rhythm: quarter notes G4, A4, B4, quarter rest, quarter notes G4, A4, B4, quarter rest, quarter notes G4, quarter rest, quarter notes A4, quarter rest, quarter notes B4, quarter rest, quarter notes G4, A4, B4, quarter rest.
- Rhy: Mrs./Cab. Gui./Bgs. (Rhythm: Maracas/Cabasa/Guacamayo/Bongos):** Percussion clef, 4/4 time. Rhythm: quarter notes G4, A4, B4, quarter rest, quarter notes G4, A4, B4, quarter rest, quarter notes G4, quarter rest, quarter notes A4, quarter rest, quarter notes B4, quarter rest, quarter notes G4, A4, B4, quarter rest.
- C. Dr. (Conga Drum):** Percussion clef, 4/4 time. Rhythm: quarter notes G4, A4, B4, quarter rest, quarter notes G4, A4, B4, quarter rest, quarter notes G4, quarter rest, quarter notes A4, quarter rest, quarter notes B4, quarter rest, quarter notes G4, A4, B4, quarter rest.

Introducing Mariachi to the Orff Music Classroom

3. Sing Pitch do, and Play Note G

S. Rec.
do G do G do G do G do G do G do G do G

S. Vox.
do G do G do G do G do G do G do G do G

Mel.
do G do G do G do G do G do G do G do G

Chds.
AX/AM
do G do G do G do G do G do G do G do G

Bs.
BX/ BM/
BB
do G do G do G do G do G do G do G do G

Chds:
Uku.
Gtr.
G G G G

Rhy:
Mrs./Cab.
Gui./Bgs.
C. Dr.

Introducing Mariachi to the Orff Music Classroom

4. Song 1 - Papas y Papas (drm) (BAG)

S. Rec.

S. Vox.

Mel.

Chds.
AX/ AM

Bs.
BX/ BM/
BB

Chds:
Uku.
Gtr.

Rhy:
Mrs./Cab.
Gui./Bgs.

C. Dr.

The musical score is written in 4/4 time with a key signature of one sharp (F#). It consists of eight staves. The vocal parts (S. Rec., S. Vox., Mel.) and the guitar part (Chds: Uku. Gtr.) share the same melody. The lyrics are: "mi Pa - mi pas re do - do pa - do pa mi pa - mi mi mi mi pa. pa. pa. pa, pa, B". The guitar part features a simple chord progression: G, G, G, G, G, G, G, G. The bass part (Bs.) and the drum parts (Rhy: Mrs./Cab. Gui./Bgs., C. Dr.) provide a steady 4/4 rhythm. The lyrics are written below the vocal staves, with the letter 'B' appearing at the end of each line.

Introducing Mariachi to the
Orff Music Classroom

The musical score is arranged in eight staves, all in the key of G major (one sharp) and 4/4 time. The lyrics are: "mi Pa Las - mi pas que - ma - re y ma - do pa di - do pas tas re pa - mi ra ma - do ma. ma. ma. ma. G".

- S. Rec. (Soprano Recorder):** Treble clef, G major. Notes: G4 (quarter), A4 (quarter), B4 (quarter), G4 (quarter), F#4 (quarter), E4 (quarter), D4 (quarter), C4 (quarter), B3 (quarter), A3 (quarter), G3 (quarter), F#3 (quarter), E3 (quarter), D3 (quarter), C3 (quarter), B2 (quarter), A2 (quarter), G2 (quarter).
- S. Vox. (Soprano Voice):** Treble clef, G major. Notes: G4 (quarter), A4 (quarter), B4 (quarter), G4 (quarter), F#4 (quarter), E4 (quarter), D4 (quarter), C4 (quarter), B3 (quarter), A3 (quarter), G3 (quarter), F#3 (quarter), E3 (quarter), D3 (quarter), C3 (quarter), B2 (quarter), A2 (quarter), G2 (quarter).
- Mel. (Melodica):** Treble clef, G major. Notes: G4 (quarter), A4 (quarter), B4 (quarter), G4 (quarter), F#4 (quarter), E4 (quarter), D4 (quarter), C4 (quarter), B3 (quarter), A3 (quarter), G3 (quarter), F#3 (quarter), E3 (quarter), D3 (quarter), C3 (quarter), B2 (quarter), A2 (quarter), G2 (quarter).
- Chds. AX/ AM (Chords):** Treble clef, G major. Notes: G4 (quarter), B4 (quarter), D5 (quarter), G4 (quarter), A4 (quarter), B4 (quarter), G4 (quarter), F#4 (quarter), E4 (quarter), D4 (quarter), C4 (quarter), B3 (quarter), A3 (quarter), G3 (quarter), F#3 (quarter), E3 (quarter), D3 (quarter), C3 (quarter), B2 (quarter), A2 (quarter), G2 (quarter).
- Bs. BX/ BM/ BB (Bass):** Treble clef, G major. Notes: G4 (quarter), A4 (quarter), B4 (quarter), G4 (quarter), F#4 (quarter), E4 (quarter), D4 (quarter), C4 (quarter), B3 (quarter), A3 (quarter), G3 (quarter), F#3 (quarter), E3 (quarter), D3 (quarter), C3 (quarter), B2 (quarter), A2 (quarter), G2 (quarter).
- Chds: Uku. Gtr. (Ukulele/Guitar):** Treble clef, G major. Notes: G4 (quarter), B4 (quarter), D5 (quarter), G4 (quarter), A4 (quarter), B4 (quarter), G4 (quarter), F#4 (quarter), E4 (quarter), D4 (quarter), C4 (quarter), B3 (quarter), A3 (quarter), G3 (quarter), F#3 (quarter), E3 (quarter), D3 (quarter), C3 (quarter), B2 (quarter), A2 (quarter), G2 (quarter). Chords: G, D7, G.
- Rhy: Mrs./Cab. Gui./Bgs. (Rhythm):** Percussion. Notes: G4 (quarter), A4 (quarter), B4 (quarter), G4 (quarter), F#4 (quarter), E4 (quarter), D4 (quarter), C4 (quarter), B3 (quarter), A3 (quarter), G3 (quarter), F#3 (quarter), E3 (quarter), D3 (quarter), C3 (quarter), B2 (quarter), A2 (quarter), G2 (quarter).
- C. Dr. (Congas/Drums):** Percussion. Notes: G4 (quarter), A4 (quarter), B4 (quarter), G4 (quarter), F#4 (quarter), E4 (quarter), D4 (quarter), C4 (quarter), B3 (quarter), A3 (quarter), G3 (quarter), F#3 (quarter), E3 (quarter), D3 (quarter), C3 (quarter), B2 (quarter), A2 (quarter), G2 (quarter).

Introducing Mariachi to the Orff Music Classroom

5. Sing Pitch Low La and Play Note E

The musical score is written for a 4/4 time signature with a key signature of one sharp (F#). It consists of the following parts:

- S. Rec. (Soprano Recorder):** Treble clef. Notes: E4 (quarter), E4 (quarter), E4 (quarter), rest (quarter), E4 (quarter), E4 (quarter), E4 (quarter), rest (quarter), E4 (quarter), E4 (quarter), E4 (quarter), E4 (quarter), E4 (quarter), E4 (quarter), rest (quarter).
- S. Vox. (Soprano Voice):** Treble clef. Notes: E4 (quarter), E4 (quarter), E4 (quarter), rest (quarter), E4 (quarter), E4 (quarter), E4 (quarter), rest (quarter), E4 (quarter), E4 (quarter), E4 (quarter), E4 (quarter), E4 (quarter), E4 (quarter), rest (quarter).
- Mel. (Melodica):** Treble clef. Notes: E4 (quarter), E4 (quarter), E4 (quarter), rest (quarter), E4 (quarter), E4 (quarter), E4 (quarter), rest (quarter), E4 (quarter), E4 (quarter), E4 (quarter), E4 (quarter), E4 (quarter), E4 (quarter), rest (quarter).
- Chds. AX/AM (Children's Recorder):** Treble clef. Notes: E4 (quarter), E4 (quarter), E4 (quarter), rest (quarter), E4 (quarter), E4 (quarter), E4 (quarter), rest (quarter), E4 (quarter), E4 (quarter), E4 (quarter), E4 (quarter), E4 (quarter), E4 (quarter), rest (quarter).
- Bs. BX/BM/BB (Bass Recorder):** Treble clef. Notes: E4 (quarter), E4 (quarter), E4 (quarter), rest (quarter), E4 (quarter), E4 (quarter), E4 (quarter), rest (quarter), E4 (quarter), E4 (quarter), E4 (quarter), E4 (quarter), E4 (quarter), E4 (quarter), rest (quarter).
- Chds. Uku. Gtr. (Children's Ukulele/Guitar):** Treble clef. Chords: Em (quarter), Em (quarter), Em (quarter), rest (quarter), Em (quarter), Em (quarter), Em (quarter), rest (quarter), Em (quarter), Em (quarter), Em (quarter), Em (quarter), Em (quarter), Em (quarter), rest (quarter).
- Rhy. Mrs./Cab. Gui./Bgs. (Rhythm: Maracas/Cabasa/Guiteras/Bongos):** Bass clef. Notes: E4 (quarter), E4 (quarter), E4 (quarter), rest (quarter), E4 (quarter), E4 (quarter), E4 (quarter), rest (quarter), E4 (quarter), E4 (quarter), E4 (quarter), rest (quarter), E4 (quarter), E4 (quarter), E4 (quarter), rest (quarter).
- C. Dr. (Conga Drum):** Bass clef. Notes: E4 (quarter), E4 (quarter), E4 (quarter), rest (quarter), E4 (quarter), E4 (quarter), E4 (quarter), rest (quarter), E4 (quarter), E4 (quarter), E4 (quarter), rest (quarter), E4 (quarter), E4 (quarter), E4 (quarter), rest (quarter).

Introducing Mariachi to the Orff Music Classroom

6. Song 2 - La Muerte de Senor Don Gato (Ldrm) (EGAB)

S. Rec.

S. Vox.

Mel.

Chds.
AX/AM

Bs.
BX/ BM/
BB

Chds:
Uku.
Gtr.

Rhy:
Mrs./Cab.
Gui./Bgs.

C. Dr.

LA do mi mi re do mi mi LA do mi mi re do LA
 Ya mu - rio Se - nor Don Ga - to ya lo lle - van aen - te - rrar.
 En - tre cua - tro zo - pi - lo - tes, yun ra - ton de sa - cris - tan.
 E G B B A G B B E G B B A G E

LA do mi mi re do mi mi LA do mi mi re do LA
 Ya mu - rio Se - nor Don Ga - to ya lo lle - van aen - te - rrar.
 En - tre cua - tro zo - pi - lo - tes, yun ra - ton de sa - cris - tan.
 E G B B A G B B E G B B A G E

LA do mi mi re do mi mi LA do mi mi re do LA
 Ya mu - rio Se - nor Don Ga - to ya lo lle - van aen - te - rrar.
 En - tre cua - tro zo - pi - lo - tes, yun ra - ton de sa - cris - tan.
 E G B B A G B B E G B B A G E

Em Em Em Em

Introducing Mariachi to the Orff Music Classroom

7. Sing Pitch Low SO and Play Note Low D

The musical score is written for an Orff ensemble and includes the following parts:

- S. Rec. (Soprano Recorder):** Treble clef, 4/4 time. Notes: D4, D4, D4, rest, D4, D4, D4, rest, D4, D4, D4, D4, D4, D4, D4, rest. Lyrics: SO D SO D SO D SO D SO D SO D SO D SO D.
- S. Vox. (Soprano Voice):** Treble clef, 4/4 time. Notes: D4, D4, D4, rest, D4, D4, D4, rest, D4, D4, D4, D4, D4, D4, D4, rest. Lyrics: SO D SO D SO D SO D SO D SO D SO D SO D.
- Mel. (Melodica):** Treble clef, 4/4 time. Notes: D4, D4, D4, rest, D4, D4, D4, rest, D4, D4, D4, D4, D4, D4, D4, rest. Lyrics: SO D SO D SO D SO D SO D SO D SO D SO D.
- Chds. AX/AM (Children's Alto Saxophone/Alto Mouthpiece):** Treble clef, 4/4 time. Notes: D4, D4, D4, rest, D4, D4, D4, rest, D4, D4, D4, D4, D4, D4, D4, rest. Lyrics: SO D SO D SO D SO D SO D SO D SO D SO D.
- Bs. BX/BM/BB (Bass Clarinet/Bassoon/Bass Saxophone):** Treble clef, 4/4 time. Notes: D4, D4, D4, rest, D4, D4, D4, rest, D4, D4, D4, D4, D4, D4, D4, rest. Lyrics: SO D SO D SO D SO D SO D SO D SO D SO D.
- Chds. Uku. Gtr. (Children's Ukulele/Guitar):** Treble clef, 4/4 time. Chords: D7. Notes: D4, D4, D4, rest, D4, D4, D4, rest, D4, D4, D4, D4, D4, D4, D4, rest. Lyrics: D7 D7 D7 D7.
- Rhy. Mrcs./Cab. Gui./Bgs. (Rhythm Maracas/Cabasa/Guitar/Bass):** Common time. Notes: D4, D4, D4, rest, D4, D4, D4, rest, D4, D4, D4, D4, D4, D4, D4, rest.
- C. Dr. (Conga Drum):** Common time. Notes: D4, D4, D4, rest, D4, D4, D4, rest, D4, D4, D4, D4, D4, D4, D4, rest.

Introducing Mariachi to the
Orff Music Classroom

8. Song 3: Si o No? (Sdrm) (DGAB)

S. Rec.
do Si G SO o D do no? G do Si G SO o D do no? G SO Un D

S. Vox.
do Si G SO o D do no? G do Si G SO o D do no? G SO Un D

Mel.
do Si G SO o D do no? G do Si G SO o D do no? G SO Un D

Chds. AX/ AM

Bs. BX/ BM/ BB

Chds. Uku. Gtr.
G D7 G G D7 G D7

Rhy. Mrs./Cab. Gui./Bgs.

C. Dr.

Introducing Mariachi to the Orff Music Classroom

The musical score is arranged in a system of seven staves. The top four staves are vocal parts: S. Rec., S. Vox., Mel., and Chds. AX/AM. The bottom three staves are instrumental parts: Bs. BX/ BM/ BB, Chds: Uku. Gtr., and Rhy: Mrs./Cab. Gui./Bgs. C. Dr. The key signature is one sharp (F#) and the time signature is 4/4. The lyrics are: do do re re mi mi re re do SO do; pa - to tie - ne u - mi re pa - ta Si o do; G G A A B B A A G D G. The instrumental parts include guitar chords (G, D7) and a rhythmic pattern for the conga and drums.

S. Rec.
do do re re mi mi re re do SO do
pa - to tie - ne u - mi re pa - ta Si o do
G G A A B B A A G D G

S. Vox.
do do re re mi mi re re do SO do
pa - to tie - ne u - mi re pa - ta Si o do
G G A A B B A A G D G

Mel.
do do re re mi mi re re do SO do
pa - to tie - ne u - mi re pa - ta Si o do
G G A A B B A A G D G

Chds.
AX/ AM

Bs.
BX/ BM/
BB

Chds:
Uku.
Gtr.

Rhy:
Mrs./Cab.
Gui./Bgs.

C. Dr.

Introducing Mariachi to the Orff Music Classroom

9. Learning 2 Tied Quarter Notes (ta), Half Notes (ta/a) and Half Rests (rest-rest)

The musical score is written for a 4/4 time signature and consists of eight staves. The first five staves are vocal parts (S. Rec., S. Vox., Mel., Chds. AX/AM, Bs. BX/BM/BB) and the last three are instrumental parts (Chds. Uku. Gtr., Rhy: Mrs./Cab. Gui./Bgs., C. Dr.). The vocal parts use a treble clef and a key signature of one sharp (F#). The instrumental parts use a bass clef and a key signature of one sharp (F#). The score is divided into four measures. The first measure contains four quarter notes, each with the syllable 'ta' below it. The second measure contains two tied quarter notes, each with 'ta/' and a comma followed by 'a' below it. The third measure contains two half notes, each with 'ta/a' below it. The fourth measure contains a half note with 'ta/a' below it and a half rest with 'rest/rest' below it. The instrumental parts follow the same rhythmic pattern as the vocal parts. The guitar part (Chds. Uku. Gtr.) has a G chord indicated above the first measure and a diamond symbol below the notes in the second, third, and fourth measures. The drum parts (Rhy: Mrs./Cab. Gui./Bgs. and C. Dr.) use a simple rhythmic pattern of quarter notes in the first measure, tied quarter notes in the second, and half notes in the third and fourth measures.

S. Rec.
ta ta ta ta ta/ a, ta/ a, ta/a ta/a ta/a rest/rest

S. Vox.
ta ta ta ta ta/ a, ta/ a, ta/a ta/a ta/a rest/rest

Mel.
ta ta ta ta ta/ a, ta/ a, ta/a ta/a ta/a rest/rest

Chds.
AX/AM
ta ta ta ta ta/ a, ta/ a, ta/a ta/a ta/a rest/rest

Bs.
BX/ BM/
BB
ta ta ta ta ta/ a, ta/ a, ta/a ta/a ta/a rest/rest

Chds:
Uku.
Gtr.
G G G G G

Rhy:
Mrs./Cab.
Gui./Bgs.

C. Dr.

Introducing Mariachi to the Orff Music Classroom

10. Sing Pitch Low TI and Play Note F# [sharp]

The musical score is arranged in eight staves, all in 4/4 time and G major (one sharp). The first six staves (S. Rec., S. Vox., Mel., Chds. AX/AM, Bs. BX/BM/BB, and Chds. Uku. Gtr.) feature a melodic line of quarter notes: F# (TI), F# (TI), F# (TI), F# (TI), F# (TI), F# (TI), F# (TI), F# (TI), F# (TI), F# (TI), F# (TI/I), and F# (TI/I). The last two staves (Rhy. Mrcs./Cab. Gui./Bgs. and C. Dr.) feature a rhythmic pattern of quarter notes: F# (TI), F# (TI), F# (TI), F# (TI), F# (TI), F# (TI), F# (TI), F# (TI), F# (TI), F# (TI), F# (TI), and F# (TI).

Chords: Uku. Gtr.
 D7 D7 D7 D7

Introducing Mariachi to the Orff Music Classroom

11. Song 4 - Bingo, Bingo Ven Aqui (SLTdrm) (DEF#GAB)

S. Rec.
 mi mi mi mi re re re SO SO LA TI do/o do/o
 "Bin - go, Bin - go ven a - qui!" SO SO LA TI do/o do/o
 "Ya es, tiem - po de dor - mir," Lla - ma el gran - je - ro.
 B B B B A A A D D E F# G G

S. Vox.
 mi mi mi mi re re re SO SO LA TI do/o do/o
 "Bin - go, Bin - go ven a - qui!" Lla - ma el gran - je - ro.
 B B B B A A A D D E F# G G

Mel.
 mi mi mi mi re re re SO SO LA TI do/o do/o
 "Bin - go, Bin - go ven a - qui!" Lla - ma el gran - je - ro.
 B B B B A A A D D E F# G G

Chds. AX/AM
 (Chords: G, D7, D7, G, G)

Bs. BX/BM/BB
 (Chords: G, D7, D7, G, G)

Chds. Uku. Gtr.
 G D7 D7 G G

Rhy. Mrcs./Cab. Gui./Bgs.
 (Percussion pattern: quarter notes)

C. Dr.
 (Percussion pattern: quarter notes)

Introducing Mariachi to the Orff Music Classroom

12. Sing Pitch fa and Play Note C'

The musical score is written in 4/4 time with a key signature of one sharp (F#). It consists of eight staves. The first four staves (S. Rec., S. Vox., Mel., Chds. AX/AM) and the fifth staff (Bs. BX/BM/BB) all play the same melodic line: quarter notes C, C, C, quarter rests, quarter notes C, C, C, quarter rests, quarter notes C, C, C, C, quarter notes C, C. The sixth staff (Chds. Uku. Gtr.) plays a rhythmic accompaniment of eighth notes C, eighth notes, quarter notes, quarter rests, eighth notes, eighth notes, quarter notes, quarter rests, eighth notes, eighth notes, quarter notes, quarter notes, eighth notes, eighth notes, quarter notes, quarter notes. The seventh staff (Rhy. Mrs./Cab. Gui./Bgs.) and eighth staff (C. Dr.) play a simple rhythmic accompaniment of quarter notes C, quarter notes, quarter notes, quarter notes, quarter notes, quarter notes, quarter notes, quarter notes, quarter notes, quarter notes, quarter notes, quarter notes, quarter notes, quarter notes, quarter notes, quarter notes.

S. Rec.
fa C fa C fa C fa C fa C fa C fa C fa C fa/a C fa/a C

S. Vox.
fa C fa C fa C fa C fa C fa C fa C fa C fa/a C fa/a C

Mel.
fa C fa C fa C fa C fa C fa C fa C fa C fa/a C fa/a C

Chds. AX/AM
fa C fa C fa C fa C fa C fa C fa C fa C fa/a C fa/a C

Bs. BX/BM/BB
fa C fa C fa C fa C fa C fa C fa C fa C fa/a C fa/a C

Chds. Uku. Gtr.
C C C C C C C C C C C C C C C C

Rhy. Mrs./Cab. Gui./Bgs.
C C C C C C C C C C C C C C C C

C. Dr.
C C C C C C C C C C C C C C C C

Introducing Mariachi to the
Orff Music Classroom

13. Song 5 - Blanca Por Dentro (drmf) (GABC)

The musical score is written in 4/4 time with a key signature of one sharp (F#). It consists of the following parts:

- S. Rec. (Soprano Recorder):** Treble clef, notes: G4 (quarter), A4 (quarter), B4 (quarter), G4 (quarter), F#4 (quarter), E4 (quarter), D4 (quarter), C4 (quarter).
- S. Vox. (Soprano Voice):** Treble clef, notes: G4 (quarter), A4 (quarter), B4 (quarter), G4 (quarter), F#4 (quarter), E4 (quarter), D4 (quarter), C4 (quarter).
- Mel. (Melody):** Treble clef, notes: G4 (quarter), A4 (quarter), B4 (quarter), G4 (quarter), F#4 (quarter), E4 (quarter), D4 (quarter), C4 (quarter).
- Chds. AX/AM (Children's Accordion/Melodica):** Treble clef, chords: G4 (quarter), A4 (quarter), B4 (quarter), G4 (quarter), F#4 (quarter), E4 (quarter), D4 (quarter), C4 (quarter).
- Bs. BX/BM/BB (Bass):** Treble clef, notes: G4 (quarter), A4 (quarter), B4 (quarter), G4 (quarter), F#4 (quarter), E4 (quarter), D4 (quarter), C4 (quarter).
- Chds: Uku. Gtr. (Children's Ukulele/Guitar):** Treble clef, chords: G (quarter), G (quarter), G (quarter), D7 (quarter), G (quarter).
- Rhy: Mrs./Cab. Gui./Bgs. (Rhythm: Maracas/Cabasa, Guiro/Bongos):** Percussion line with quarter notes on the 2nd and 4th beats of each measure.
- C. Dr. (Conga Drum):** Percussion line with quarter notes on the 2nd and 4th beats of each measure.

Lyrics: mi/i - mi re do/o do/o re/e re fa mi re do/o
Blan - ca por den - do/o tro, Ver - de por fue - ra.
B B A G G A C B A G

Introducing Mariachi to the Orff Music Classroom

This musical score is for a 4/4 piece in G major. It includes vocal parts for Soprano Recorder (S. Rec.), Soprano Voice (S. Vox.), and Melodica (Mel.), as well as Orff instruments: Chords (AX/AM), Bass (Bs. BX/BM/BB), Ukulele/Guitar (Uku. Gtr.), Rhythmic Percussion (Rhy: Mrs./Cab. Gui./Bgs.), and Conga Drums (C. Dr.). The lyrics are in Spanish and use solfège syllables. The score is divided into measures by vertical bar lines, with a double bar line at the end of each line. The key signature has one sharp (F#), and the time signature is 4/4.

S. Rec.
mi mi mi re do/o do re/e re fa mi re do/o
Si quie - res sa - ber, en - ton - ces es - pe re do/o
B B B A G G A A C B A G

S. Vox.
mi mi mi re do/o do re/e re fa mi re do/o
Si quie - res sa - ber, en - ton - ces es - pe re do/o
B B B A G G A A C B A G

Mel.
mi mi mi re do/o do re/e re fa mi re do/o
Si quie - res sa - ber, en - ton - ces es - pe re do/o
B B B A G G A A C B A G

Chds. AX/AM

Bs. BX/BM/BB

Chds: Uku. Gtr.
G G D7 G D7 G

Rhy: Mrs./Cab. Gui./Bgs.

C. Dr.

Introducing Mariachi to the
Orff Music Classroom

14. Learning Eighth Notes - (ti - ti)

The musical score is written in 4/4 time with a key signature of one sharp (F#). It consists of eight staves. The vocal parts (S. Rec., S. Vox., Mel., Chds. AX/AM, Bs. BX/BM/BB) all follow the same rhythmic and melodic line, with lyrics: "ta ta ta ta ti ti ti ti ti ti ti ti ta ti ti ta ti ti ta/a". The guitar part (Chds. Uku. Gtr.) plays a G chord and provides a rhythmic accompaniment. The percussion parts (Rhy. Mrs./Cab. Gui./Bgs. and C. Dr.) provide a steady 4/4 beat.

S. Rec.
S. Vox.
Mel.
Chds.
AX/AM
Bs.
BX/ BM/
BB
Chds:
Uku.
Gtr.
Rhy:
Mrs./Cab.
Gui./Bgs.
C. Dr.

ta ta ta ta ti ti ti ti ti ti ti ti ta ti ti ta ti ti ta/a

ta ta ta ta ti ti ti ti ti ti ti ti ta ti ti ta ti ti ta/a

ta ta ta ta ti ti ti ti ti ti ti ti ta ti ti ta ti ti ta/a

ta ta ta ta ti ti ti ti ti ti ti ti ta ti ti ta ti ti ta/a

ta ta ta ta ti ti ti ti ti ti ti ti ta ti ti ta ti ti ta/a

G G G G

ta ta ta ta ti ti ti ti ti ti ti ti ta ti ti ta ti ti ta/a

Introducing Mariachi to the Orff Music Classroom

15. Learning 2 Tied Half Notes (ta/a), Whole Notes (ta/a/a/a) and Whole Rest (rest/rest/rest/rest)

The musical score is written for a 4/4 time signature in the key of G major. It consists of eight staves. The first five staves (S. Rec., S. Vox., Mel., Chds. AX/AM, and Bs. BX/BM/BB) all follow the same rhythmic pattern: four measures of rhythmic activity followed by a whole rest. The rhythmic activity consists of two eighth notes (ta/a), two eighth notes (ta/a), a tied half note (ta/a), and a whole note (a/a). The sixth staff (Chds. Uku. Gtr.) plays a G major chord in the first four measures, indicated by diamond-shaped notes with stems, and then rests. The seventh staff (Rhy. Mrs./Cab. Gui./Bgs.) and the eighth staff (C. Dr.) both play a simple rhythmic pattern of two eighth notes in the first four measures, followed by a whole rest.

S. Rec.
ta/a ta/a ta/a a/a ta/a/a/a rest/rest/rest/rest

S. Vox.
ta/a ta/a ta/a a/a ta/a/a/a rest/rest/rest/rest

Mel.
ta/a ta/a ta/a a/a ta/a/a/a rest/rest/rest/rest

Chds. AX/AM
ta/a ta/a ta/a a/a ta/a/a/a rest/rest/rest/rest

Bs. BX/BM/BB
ta/a ta/a ta/a a/a ta/a/a/a rest/rest/rest/rest

Chds. Uku. Gtr.
G G G G rest/rest/rest/rest

Rhy. Mrs./Cab. Gui./Bgs.
rest/rest/rest/rest

C. Dr.
rest/rest/rest/rest

Introducing Mariachi to the
Orff Music Classroom

16. Sing Pitch - So, Play Note - High D'

S. Rec.
so D' so D' so D' rest so D' so D' so D' rest so D' rest so D' rest so D' so D' so D' rest

S. Vox.
so D' so D' so D' rest so D' so D' so D' rest so D' rest so D' rest so D' so D' so D' rest

Mel.
so D' so D' so D' rest so D' so D' so D' rest so D' rest so D' rest so D' so D' so D' rest

Chds.
AX/AM
so D' so D' so D' rest so D' so D' so D' rest so D' rest so D' rest so D' so D' so D' rest

Bs.
BX/ BM/
BB
so D' so D' so D' rest so D' so D' so D' rest so D' rest so D' rest so D' so D' so D' rest

Chds:
Uku.
Gtr.
G G G G

Rhy:
Mrcs./Cab.
Gui./Bgs.

C. Dr.

Introducing Mariachi to the Orff Music Classroom

17. Song 6: Que Le Dice Un Pez A Otro Pez? (drmf) (GABC'D')

S. Rec.

S. Vox.

Mel.

Chds.
AX/ AM

Bs.
BX/ BM/
BB

Chds:
Uku.
Gtr.

Rhy:
Mrcs./Cab.
Gui./Bgs.

C. Dr.

do do re re mi mi re re do
Que le di-ceun pez a o-tro pez?
G G A A B B A A G

mi mi fa fa so so fa fa mi
Que le di-deun pez a o-tro pez?
B B C C D' D' C C B

do do re re mi mi re re do
Que le di-ceun pez a o-tro pez?
G G A A B B A A G

mi mi fa fa so so fa fa mi
Que le di-deun pez a o-tro pez?
B B C C D' D' C C B

do do re re mi mi re re do
Que le di-ceun pez a o-tro pez?
G G A A B B A A G

mi mi fa fa so so fa fa mi
Que le di-deun pez a o-tro pez?
B B C C D' D' C C B

G > > D7 > > G > > G > > G > > D7 > > G > > G > >

Introducing Mariachi to the
Orff Music Classroom

S. Rec.
so mi fa re so mi so mi fa re so mi do SO do
"Na - da, na da, na da!" "Na - da, na da, na da!" do SO do
D' B C A D' B D' B C A D' B G D G

S. Vox.
so mi fa re so mi so mi fa re so mi do SO do
"Na - da, na da, na da!" "Na - da, na da, na da!" do SO do
D' B C A D' B D' B C A D' B G D G

Mel.
so mi fa re so mi so mi fa re so mi do SO do
"Na - da, na da, na da!" "Na - da, na da, na da!" do SO do
D' B C A D' B D' B C A D' B G D G

Chds.
AX/ AM

Bs.
BX/ BM/
BB

Chds:
Uku.
Gtr.
G > >D7> > G > >G > > G > >D7> > G > >G > > G D7 G

Rhy:
Mrs./Cab.
Gui./Bgs.

C. Dr.

3/4

Introducing Mariachi to the Orff Music Classroom

18. 3/4 Time Signature and Dotted Half Note

S. Rec.

S. Vox.

Mel.

Chds.
AX/ AM

Bs.
BX/ BM/
BB

Chds:
Uku.
Gtr.

Rhy:
Mrs./Cab.
Gui./Bgs.

C. Dr.

ta ta ta ta/a ta ti - ti ti - ti ti - ti ta/a/a

ta ta ta ta/a ta ti - ti ti - ti ti - ti ta/a/a

ta ta ta ta/a ta ti - ti ti - ti ti - ti ta/a/a

ta ta ta ta/a ta ti - ti ti - ti ti - ti ta/a/a

ta ta ta ta/a ta ti - ti ti - ti ti - ti ta/a/a

G G G G

Introducing Mariachi to the Orff Music Classroom

19. Song 7: Naranja Dulce (Sdrmf) (DGABC'D'), Fermata

1.

S. Rec.	
	<p>SO do mi so so mi fa re do do mi re do re re fa mi re do do SO do mi Na-ran-ja dul - ce, li-mon par - ti - do, da-meun a - bra - zo que yo te pi - do To-ca la mar - cha mi pe-cho llo - ra a - dios se - no - ra yo ya me voy — do D G B (D) (G) (B) D' D' B C A G G B A G A A C B A G G</p>
S. Vox.	
	<p>SO do mi so so mi fa re do do mi re do re re fa mi re do do SO do mi Na-ran-ja dul - ce, li-mon par - ti - do, da-meun a - bra - zo que yo te pi - do To-ca la mar - cha mi pe-cho llo - ra a - dios se - no - ra yo ya me voy — do D G B (D) (G) (B) D' D' B C A G G B A G A A C B A G G</p>
Mel.	
	<p>SO do mi so so mi fa re do do mi re do re re fa mi re do do SO do mi Na-ran-ja dul - ce, li-mon par - ti - do, da-meun a - bra - zo que yo te pi - do To-ca la mar - cha mi pe-cho llo - ra a - dios se - no - ra yo ya me voy — do D G B (D) (G) (B) D' D' B C A G G B A G A A C B A G G</p>
Chds. AX/ AM	
Bs. BX/ BM/ BB	
Chds: Uku. Gtr.	 <p style="text-align: center; margin-top: 10px;">G G G G D7 D7 G G</p>
Rhy: Mrs./Cab. Gui./Bgs.	
C. Dr.	

Introducing Mariachi to the
Orff Music Classroom

2.

S. Rec.
mi re do re re mi re mi do
a - dios se - no - ra yo ya me
B A G A A C B A G

S. Vox.
mi re do re re mi re mi do
a - dios se - no - ra yo ya me
B A G A A C B A G

Mel.
mi re do re re mi re mi do
a - dios se - no - ra yo ya me
B A G A A C B A G

Chds.
AX/ AM

Bs.
BX/ BM/
BB

Chds:
Uku.
Gtr.
G D7 D7

Rhy:
Mrcs./Cab.
Gui./Bgs.

C. Dr.

Introducing Mariachi to the Orff Music Classroom

20. Song 8: La Rueda De San Miguel (SLdrm) (DEGAB)

S. Rec.

S. Vox.

Mel.

Chds.
AX/ AM

Bs.
BX/ BM/
BB

Chds:
Uku.
Gtr.

Rhy:
Mrcs./Cab.
Gui./Bgs.

C. Dr.

SO SO do SO SO do SO SO do re mi do re mi do do re re SO SO SO do SO SO SO
A la rue-da la rue-da de San Mi-guel, San Mi-guel, to-dos traen su ca-ja de miel. A lo ma-
D D G D D G D D G A B G A B G G A A D D D G D D D

SO SO do SO SO do SO SO do re mi do re mi do do re re SO SO SO do SO SO SO
A la rue-da la rue-da de San Mi-guel, San Mi-guel, to-dos traen su ca-ja de miel. A lo ma-
D D G D D G D D G A B G A B G G A A D D D G D D D

SO SO do SO SO do SO SO do re mi do re mi do do re re SO SO SO do SO SO SO
A la rue-da la rue-da de San Mi-guel, San Mi-guel, to-dos traen su ca-ja de miel. A lo ma-
D D G D D G D D G A B G A B G G A A D D D G D D D

G G G D7 G

Introducing Mariachi to the Orff Music Classroom

S. Rec.

S. Vox.

Mel.

Chds.
AX/ AM

Bs.
BX/ BM/
BB

Chds:
Uku.
Gtr.

Rhy:
Mrs./Cab.
Gui./Bgs.

C. Dr.

do do SO SO SO do do SO SO SO LA LA SO SO SO do do do do
 du-ro, A lo ma-du-ro, que se vol-te e, pa-co de bu-rro tras, tras!
 G G D D D G G D D D E E D D D G G G G

do do SO SO SO do do SO SO SO LA LA SO SO SO do do do do
 du-ro, A lo ma-du-ro, que se vol-te e, pa-co de bu-rro tras, tras!
 G G D D D G G D D D E E D D D G G G G

do do SO SO SO do do SO SO SO LA LA SO SO SO do do do do
 du-ro, A lo ma-du-ro, que se vol-te e, pa-co de bu-rro tras, tras!
 G G D D D G G D D D E E D D D G G G G

G G D7 G G G

Introducing Mariachi to the Orff Music Classroom

21. Song 9: Arroz Con Leche (SLTdrmf) (DEF#GABC')

The score is written in 3/4 time with a key signature of one sharp (F#). It includes the following parts:

- S. Rec. (Recorder):** Melody line with lyrics: SO do mi do do SO do do mi re mi
A - rroz con le - do do me do do mi re mi
D sepa co - ser, - che que voy a ca - sar, mi
G B G G G D G G B A B que
- S. Vox. (Soprano Voice):** Identical melody and lyrics to the recorder part.
- Mel. (Melodica):** Identical melody and lyrics to the recorder part.
- Chds. AX/ AM (Chimes):** Accompaniment consisting of chords: D, G, G, D, G, G, B, A, B.
- Bs. BX/ BM/ BB (Bells):** Accompaniment consisting of single notes: D, G, G, D, G, G, B, A, B.
- Chds: Uku. Gtr. (Ukulele/Guitar):** Accompaniment with chords: G, D7.
- Rhy: Mrcs./Cab. Gui./Bgs. (Maracas/Cabasa/Guiteras/Bongos):** Rhythmic accompaniment with a pattern of quarter notes: D, G, G, D, G, G, B, A, B.
- C. Dr. (Conga/Drum):** Rhythmic accompaniment with a pattern of quarter notes: D, G, G, D, G, G, B, A, B.

Introducing Mariachi to the Orff Music Classroom

1. 2.

S. Rec.

S. Vox.

Mel.

Chds.
AX/ AM

Bs.
BX/ BM/
BB

Chds:
Uku.
Gtr.

Rhy:
Mrs./Cab.
Gui./Bgs.

C. Dr.

fa mi re TI TI LA SO LA TI do SO do
u - na mu - cha - cha de la ca - pi - tal. SO do
se - pa a - brir la puer - ta pa' ju - gar! Ju - gar!
C' B A F# F# E D E F# G D G D G

fa mi re TI TI LA SO LA TI do SO do
u - na mu - cha - cha de la ca - pi - tal. SO do
se - pa a - brir la puer - ta pa' ju - gar! Ju - gar!
C' B A F# F# E D E F# G D G D G

fa mi re TI TI LA SO LA TI do SO do
u - na mu - cha - cha de la ca - pi - tal. SO do
se - pa a - brir la puer - ta pa' ju - gar! Ju - gar!
C' B A F# F# E D E F# G D G D G

G G D7 G

Detailed description: This is a musical score for a classroom activity. It consists of eight staves. The top three staves are for vocal parts: S. Rec. (Soprano Recorder), S. Vox. (Soprano Voice), and Mel. (Melodica). The lyrics are in Spanish and are repeated across these staves. Below the vocal staves are three staves for guitar: Chds. AX/ AM (Chords for Acoustic or Amplified Mandolin), Bs. BX/ BM/ BB (Bass for Bass Xylophone, Bass Maracas, or Bass Bongos), and Chds: Uku. Gtr. (Chords for Ukulele and Guitar). The bottom two staves are for percussion: Rhy: Mrs./Cab. Gui./Bgs. (Rhythm for Maracas/Cabasa, Guiro/Bongos) and C. Dr. (Carnegie Drum). The score is in 4/4 time and features a key signature of one sharp (F#). It includes first and second endings, indicated by '1.' and '2.' above the first staff.

Introducing Mariachi to the
Orff Music Classroom

22. Learning Key of G and Ascendin G Major Scale (drmfSLTd) (GABC'D'DEF#G)

The musical score is arranged in seven staves, all in 4/4 time and the key of G major (one sharp). The vocal parts (S. Rec., S. Vox., Mel.) follow the melody: do re mi fa so SO LA TI do/o SO/O do/o/o/o. The corresponding notes are G A B C' D' D E F# G D G. The Chds. AX/AM part consists of chords: G (G-B-D), D7 (D-F-A-C), G (G-B-D), D7 (D-F-A-C), and G (G-B-D). The Bs. BX/ BM/ BB part follows the same melodic line as the vocal parts. The Chds: Uku. Gtr. part provides accompaniment with chords: G, D7, G, D7, G. The Rhy: Mrcs./Cab. Gui./Bgs. and C. Dr. parts provide a steady 4/4 rhythm with quarter notes in the first four measures and half notes in the last two measures.

S. Rec.
do re mi fa so SO LA TI do/o SO/O do/o/o/o
G A B C' D' D E F# G D G

S. Vox.
do re mi fa so SO LA TI do/o SO/O do/o/o/o
G A B C' D' D E F# G D G

Mel.
do re mi fa so SO LA TI do/o SO/O do/o/o/o
G A B C' D' D E F# G D G

Chds.
AX/ AM

Bs.
BX/ BM/
BB

Chds:
Uku.
Gtr.

Rhy:
Mrcs./Cab.
Gui./Bgs.

C. Dr.

Introducing Mariachi to the Orff Music Classroom

23. Learning Key of G and Descending G Major Scale (dTLsSfmrD) (GF#EDD'C'BAG)

The musical score is arranged in a system of eight staves, all in 4/4 time and the key of G major (one sharp). The notation is as follows:

- S. Rec. (Soprano Recorder):** Treble clef. The melody consists of quarter notes: G4, A4, B4, C5, B4, A4, G4, F#4, E4, D4. The final measure is a whole note G4 with a fermata.
- S. Vox. (Soprano Voice):** Treble clef. The melody is identical to the Soprano Recorder part.
- Mel. (Melodica):** Treble clef. The melody is identical to the Soprano Recorder part.
- Chds. AX/AM (Chords):** Treble clef. The accompaniment consists of chords: G4 (quarter), A4 (quarter), B4 (quarter), C5 (quarter), B4 (quarter), A4 (quarter), G4 (quarter), F#4 (quarter), E4 (quarter), D4 (quarter), G4 (half).
- Bs. BX/BM/BB (Bass):** Treble clef. The bass line consists of quarter notes: G3, A3, B3, C4, B3, A3, G3, F#3, E3, D3. The final measure is a whole note G3 with a fermata.
- Chds: Uku./Gtr. (Chords):** Treble clef. The accompaniment consists of chords: G (quarter), D7 (quarter), G (quarter), D7 (quarter), G (quarter). Each chord is represented by a slash with a diamond symbol.
- Rhy: Mrcs./Cab./Gui./Bgs. (Rhythm):** Percussion staff. The rhythm consists of quarter notes: G4, A4, B4, C5, B4, A4, G4, F#4, E4, D4. The final measure is a whole note G4 with a fermata.
- C. Dr. (Conga/Drum):** Percussion staff. The rhythm consists of quarter notes: G4, A4, B4, C5, B4, A4, G4, F#4, E4, D4. The final measure is a whole note G4 with a fermata.

Introducing Mariachi to the
Orff Music Classroom

24. Sing Pitch Do and Play Note Low C

The musical score is written in 4/4 time and consists of eight staves. The vocal parts (S. Rec., S. Vox., Mel.) and chording parts (Chds. AX/AM, Bs. BX/BM/BB) all follow the same melodic line: four measures of 'do do do rest', four measures of 'do do do do rest', eight measures of 'do do do do do do do do', and four measures of 'do do do rest'. The 'do' notes are on a middle C line, and the 'rest' notes are on a whole rest. The chording parts (Chds. AX/AM and Bs. BX/BM/BB) play a low C note (C2) on the first line of the staff for each 'do' note. The percussion parts (Chds. Uku. Gtr., Rhy. Mrs./Cab. Gui./Bgs., C. Dr.) play a simple rhythmic pattern of quarter notes on the first line of the staff for each 'do' note.

S. Rec.
do do do rest do do do do rest do do do do do do do do do do do do do do do do rest

S. Vox.
do do do rest do do do do rest do do do do do do do do do do do do do do do do rest

Mel.
do do do rest do do do do rest do do do do do do do do do do do do do do do do rest

Chds.
AX/AM
do do do rest do do do do rest do do do do do do do do do do do do do do do do rest

Bs.
BX/ BM/
BB
do do do rest do do do do rest do do do do do do do do do do do do do do do do rest

Chds:
Uku.
Gtr.
C C

Rhy:
Mrs./Cab.
Gui./Bgs.
C C

C. Dr.
C C

Introducing Mariachi to the Orff Music Classroom

25. Sing Pitch Fa and Play Note F Natural

The musical score is written in 4/4 time and consists of eight staves. The first four staves (S. Rec., S. Vox., Mel., and Chds. AX/AM) use a treble clef and contain vocal lines with lyrics 'fa' and 'F' and rests. The fifth staff (Bs. BX/BM/BB) also uses a treble clef and contains a vocal line with lyrics 'fa' and 'F' and rests. The sixth staff (Chds. Uku. Gtr.) uses a treble clef and contains a guitar line with a single note 'F' in each measure. The seventh and eighth staves (Rhy: Mrs./Cab. Gui./Bgs. and C. Dr.) use a bass clef and contain rhythmic patterns for congas/bongos and a drum set, respectively.

S. Rec.
fa F fa F fa F fa F rest fa F fa F fa F fa F fa F fa F fa F

S. Vox.
fa F fa F fa F fa F fa F fa F rest fa F fa F fa F fa F fa F fa F fa F fa F

Mel.
fa F fa F fa F fa F fa F fa F rest fa F fa F fa F fa F fa F fa F fa F fa F

Chds. AX/AM
fa F fa F fa F fa F fa F fa F rest fa F fa F fa F fa F fa F fa F fa F fa F

Bs. BX/BM/BB
fa F fa F fa F fa F fa F fa F rest fa F fa F fa F fa F fa F fa F fa F fa F

Chds. Uku. Gtr.
F F F F

Rhy: Mrs./Cab. Gui./Bgs.

C. Dr.

Introducing Mariachi to the Orff Music Classroom

26. Learning Key of C and Ascending C Major Scale (drmfsltd') - (CDEFGABC')

The musical score is arranged in a system of seven staves, all in 4/4 time. The vocal parts (S. Rec., S. Vox., Mel., Chds. AX/AM, Bs. BX/BM/BB) and the melody line (Mel.) all follow the same melodic line: C4 (quarter), D4 (quarter), E4 (quarter), F4 (quarter), G4 (quarter), G4 (quarter), A4 (quarter), B4 (quarter), C5 (half), G4 (half), C5 (half). The lyrics are: do re mi fa so so la ti do'o' so/o do'o'o'o'o'.

The accompaniment includes:

- Chds. Uku. Gtr.:** Chords C, G7, C, G7, C.
- Rhy: Mrcs./Cab. Gui./Bgs. and C. Dr.:** A steady 4/4 drum pattern consisting of quarter notes on the bass line and quarter notes on the snare line.

Introducing Mariachi to the Orff Music Classroom

27. Learning Key of C and Descending C Major Scale (d' t'lsfmr'd) - (C'BAGFEDC)

The score is written in 4/4 time and consists of the following parts:

- S. Rec. / S. Vox. / Mel. / Chds. AX/AM / Bs. BX/BM/BB:** These parts share the same melodic line: do' (C'), ti (B), la (A), so (G), so (G), fa (F), mi (E), re (D), do/o (C), so/o (G), $\text{do}/\text{o}/\text{o}/\text{o}$ (C).
- Chds. Uku. Gtr.:** Chords: C, G7, C, G7, C.
- Rhy. Mrcs./Cab. Gui./Bgs. / C. Dr.:** A steady 4/4 drum pattern consisting of quarter notes on the bass line and quarter notes on the snare line.

Introducing Mariachi to the
Orff Music Classroom

28. Learning Dotted Quarter Eighth Note Rhythm

S. Rec.
ta ti ti ta ta ta/ (t)i ti ta ta ta/i ti ta ta ta/i ti ta/a

S. Vox.
ta ti ti ta ta ta/ (t)i ti ta ta ta/i ti ta ta ta/i ti ta/a

Mel.
ta ti ti ta ta ta/ (t)i ti ta ta ta/i ti ta ta ta/i ti ta/a

Chds.
AX/AM
ta ti ti ta ta ta/ (t)i ti ta ta ta/i ti ta ta ta/i ti ta/a

Bs.
BX/ BM/
BB
ta ti ti ta ta ta/ (t)i ti ta ta ta/i ti ta ta ta/i ti ta/a

Chds:
Uku.
Gtr.
C C C C
ta ti ti ta ta ta/ (t)i ti ta ta ta/i ti ta ta ta/i ti ta/a

Rhy:
Mrs./Cab.
Gui./Bgs.
C. Dr.

Introducing Mariachi to the Orff Music Classroom

29. Learning Two-Beat Syncopation (Eighth-Quarter-Eighth)

S. Rec.
 ti ti ti ti ta ta ti ta ti ta ta ti ta ti ta ta ti ta ti ta/a

S. Vox.
 ti ti ti ti ta ta ti ta ti ta ta ti ta ti ta ta ti ta ti ta/a

Mel.
 ti ti ti ti ta ta ti ta ti ta ta ti ta ti ta ta ti ta ti ta/a

Chds. AX/AM
 ti ti ti ti ta ta ti ta ti ta ta ti ta ti ta ta ti ta ti ta/a

Bs. BX/BM/BB
 ti ti ti ti ta ta ti ta ti ta ta ti ta ti ta ta ti ta ti ta/a

Chds: Uku. Gtr.
 C C C C
 ti ti ti ti ta ta ti ta ti ta ta ti ta ti ta ta ti ta ti ta/a

Rhy: Mrs./Cab. Gui./Bgs.

C. Dr.

Introducing Mariachi to the
Orff Music Classroom

30. Song 10 - Uno, Dos, y Tres (drmfs) (CDEFGA)

S. Rec.

S. Vox.

Mel.

Chds.
AX/ AM

Bs.
BX/ BM/
BB

Chds:
Uku.
Gtr.

Rhy:
Mrs./Cab.
Gui./Bgs.

C. Dr.

do/omi so la so/o/o/o re/e fa mi re do/o/o/o la/a la la so/o so/o re/e fa mi re do/o/o/o
U - no,dos, y tres, cua-tro,cin-co, seis, sie-te, o-cho, nue - ve, y a-ho-ra diez.
C E G A G D F E D C A A A A G G D F E D C

do/omi so la so/o/o/o re/e fa mi re do/o/o/o la/a la la so/o so/o re/e fa mi re do/o/o/o
U - no,dos, y tres, cua-tro,cin-co, seis, sie-te, o-cho, nue - ve, y a-ho-ra diez.
C E G A G D F E D C A A A A G G D F E D C

do/omi so la so/o/o/o re/e fa mi re do/o/o/o la/a la la so/o so/o re/e fa mi re do/o/o/o
U - no,dos, y tres, cua-tro,cin-co, seis, sie-te, o-cho, nue - ve, y a-ho-ra diez.
C E G A G D F E D C A A A A G G D F E D C

C G7 C F C G7 C

Introducing Mariachi to the Orff Music Classroom

1. 2.

S. Rec.
la la la lafa sososo somi fa sofa mire so/o/o/o la la la lafa sososo somi fa sofa mire do dododo do
A A A A F G G G G E F G F E D G A A A A F G G G G E F G F E D C C C C C

S. Vox.
la la la lafa sososo somi fa sofa mire so/o/o/o la la la lafa sososo somi fa sofa mire do dododo do
A A A A F G G G G E F G F E D G A A A A F G G G G E F G F E D C C C C C

Mel.
la la la lafa sososo somi fa sofa mire so/o/o/o la la la lafa sososo somi fa sofa mire do dododo do
A A A A F G G G G E F G F E D G A A A A F G G G G E F G F E D C C C C C

Chds.
AX/ AM

Bs.
BX/ BM/
BB

Chds:
Uku.
Gtr.
F C G7 C F C G7 C C

Rhy:
Mrcs./Cab.
Gui./Bgs.

C. Dr.

Introducing Mariachi to the
Orff Music Classroom

31. Singing Pitch Te and Playing Bb (flat)

The musical score is written in 3/4 time and consists of eight staves. The first six staves are vocal parts, and the last two are percussion parts. The key signature has one flat (Bb).

S. Rec.
te Bb te Bb te Bb te/e Bb te Bb te Bb te Bb te Bb te Bb te/e Bb

S. Vox.
te Bb te Bb te Bb te/e Bb te Bb te Bb te Bb te Bb te Bb te/e Bb

Mel.
te Bb te Bb te Bb te/e Bb te Bb te Bb te Bb te Bb te Bb te Bb te/e Bb

Chds. AX/AM
te Bb te Bb te Bb te/e Bb te Bb te Bb te Bb te Bb te Bb te Bb te/e Bb

Bs. BX/BM/BB
te Bb te Bb te Bb te/e Bb te Bb te Bb te Bb te Bb te Bb te Bb te/e Bb

Chds. Uku. Gtr.
C7 C7 C7 C7

Rhy. Mrs./Cab. Gui./Bgs.

C. Dr.

Introducing Mariachi to the Orff Music Classroom

A 32. Song 11 - De Colores (drmfslt) (CDEFGAB)

S. Rec.

S. Vox.

Mel.

Chds.
AX/ AM

Bs.
BX/ BM/
BB

Chds:
Uku.
Gtr.

Rhy:
Mrs./Cab.
Gui./Bgs.

C. Dr.

so/o/o fa fa mi/i mi fa so so so so fa mi so so so so fa mi so fa/a
 De co - lo - res, de co - lo - re se vis - ten los cam - pos en la pri - ma - ve - ra.
 G F F E E F G G G G F E G G G G F E G F

so/o/o fa fa mi/i mi fa so so so so fa mi so so so so fa mi so fa/a
 De co - lo - res, de co - lo - re se vis - ten los cam - pos en la pri - ma - ve - ra.
 G F F E E F G G G G F E G G G G F E G F

so/o/o fa fa mi/i mi fa so so so so fa mi so so so so fa mi so fa/a
 De co - lo - res, de co - lo - re se vis - ten los cam - pos en la pri - ma - ve - ra.
 G F F E E F G G G G F E G G G G F E G F

C G7

Introducing Mariachi to the Orff Music Classroom

B

S. Rec.	 <p>fa/a/a mi mi re/e fa so la la la lal so fa la la la la so fa la so/o De co - lo-res, da co - lo-res so los pa-ja - ri-llos que vie-nen sea - fue - ra. F E E D F G A A A A G F A A A A G F A G</p>
S. Vox.	 <p>fa/a/a mi mi re/e fa so la la la lal so fa la la la la so fa la so/o De co - lo-res, da co - lo-res so los pa-ja - ri-llos que vie-nen sea - fue - ra. F E E D F G A A A A G F A A A A G F A G</p>
Mel.	 <p>fa/a/a mi mi re/e fa so la la la lal so fa la la la la so fa la so/o De co lo-res, da co lo-res so los pa-ja ri-llos que vie-nen sea fue - ra. F E E D F G A A A A G F A A A A G F A G</p>
Chds. AX/ AM	
Bs. BX/ BM/ BB	
Chds: Uku. Gtr.	
Rhy: Mrs./Cab. Gui./Bgs.	
C. Dr.	

Introducing Mariachi to the
Orff Music Classroom

C

S. Rec.
S. Vox.
Mel.
Chds. AX/AM
Bs. BX/ BM/ BB
Chds. Uku. Gtr.
Rhy. Mrcs./Cab. Gui./Bgs.
C. Dr.

so/o/o De G
fa co - lo - res, F F E
mi fa de co - lo - res es el ar - co i - ris que ve - mos lu - cir. fa so por

mi fa so so so so fa mi so so so so la te la/a/a
de co - lo - res es el ar - co i - ris que ve - mos lu - cir. fa so por

mi fa so so so so fa mi so so so so la te la/a/a
de co - lo - res es el ar - co i - ris que ve - mos lu - cir. fa so por

so/o/o De G
fa co - lo - res, F F E
mi fa de co - lo - res es el ar - co i - ris que ve - mos lu - cir. fa so por

mi fa so so so so fa mi so so so so la te la/a/a
de co - lo - res es el ar - co i - ris que ve - mos lu - cir. fa so por

mi fa so so so so fa mi so so so so la te la/a/a
de co - lo - res es el ar - co i - ris que ve - mos lu - cir. fa so por

C C7 F

Introducing Mariachi to the Orff Music Classroom

D

S. Rec.
 la la la la ti la la so so so la so so fa so la so fa so/o/o fa so ti la so fa mi redo/o/oso do'
 e-so los grandes a - mores de muchos o - lores me gustan a mi! Y por lores me gustan a mi!
 A A A A B A A G G G A G G F G A G F G F G B A G F E D C G C'

S. Vox.
 la la la la ti la la so so so la so so fa so la so fa so/o/o fa so ti la so fa mi redo/o/oso do'
 e-so los grandes a - mores de muchos o - lores me gustan a mi! Y por lores me gustan a mi!
 A A A A B A A G G G A G G F G A G F G F G B A G F E D C G C'

Mel.
 la la la la ti la la so so so la so so fa so la so fa so/o/o fa so ti la so fa mi redo/o/oso do'
 e-so los grandes a - mores de muchos o - lores me gustan a mi! Y por lores me gustan a mi!
 A A A A B A A G G G A G G F G A G F G F G B A G F E D C G C'

Chds. AX/ AM

Bs. BX/ BM/ BB

Chds. Uku. Gtr.
 F C G7 C G7 C G7 C

Rhy. Mrs./Cab. Gui./Bgs.

C. Dr.

Introducing Mariachi to the Orff Music Classroom

33. Learning Key of F and Ascending F Major Scale (drmfSLTd) (FGABbC'DEF)

The score is written in 4/4 time and consists of the following parts:

- S. Rec. (Soprano Recorder):** Treble clef, 4/4 time. Notes: F4 (quarter), G4 (quarter), A4 (quarter), Bb4 (quarter), C5 (quarter), C4 (half), D4 (half), E4 (half), F4 (half), C4 (half), F4 (half).
- S. Vox. (Soprano Voice):** Treble clef, 4/4 time. Notes: F4 (quarter), G4 (quarter), A4 (quarter), Bb4 (quarter), C5 (quarter), C4 (half), D4 (half), E4 (half), F4 (half), C4 (half), F4 (half).
- Mel. (Melody):** Treble clef, 4/4 time. Notes: F4 (quarter), G4 (quarter), A4 (quarter), Bb4 (quarter), C5 (quarter), C4 (half), D4 (half), E4 (half), F4 (half), C4 (half), F4 (half).
- Chds. AX/AM (Chords):** Treble clef, 4/4 time. Chords: F (quarter), G (quarter), A (quarter), Bb (quarter), C (quarter), C (quarter), D (quarter), E (quarter), F (quarter), C (quarter), F (quarter).
- Bs. BX/BM/BB (Bass):** Treble clef, 4/4 time. Notes: F4 (quarter), G4 (quarter), A4 (quarter), Bb4 (quarter), C5 (quarter), C4 (half), D4 (half), E4 (half), F4 (half), C4 (half), F4 (half).
- Chds: Uku. Gtr. (Chords):** Treble clef, 4/4 time. Chords: F (quarter), C7 (quarter), F (quarter), C7 (quarter), F (quarter).
- Rhy: Mrs./Cab. Gui./Bgs. (Rhythm):** Percussion clef, 4/4 time. Notes: F4 (quarter), G4 (quarter), A4 (quarter), Bb4 (quarter), C5 (quarter), C4 (half), D4 (half), E4 (half), F4 (half), C4 (half), F4 (half).
- C. Dr. (Cymbal/Drum):** Percussion clef, 4/4 time. Notes: F4 (quarter), G4 (quarter), A4 (quarter), Bb4 (quarter), C5 (quarter), C4 (half), D4 (half), E4 (half), F4 (half), C4 (half), F4 (half).

Lyrics: do re mi fa so SO LA TI do/o SO/O do/o/o/o
 F G A Bb C' C D E F C F

Introducing Mariachi to the
Orff Music Classroom

34. Learning Key of F and Descending F Major Scale (dTLSSfmrdd) (FEDCC'BbAGF)

The musical score is arranged in seven staves, all in 4/4 time and the key of F major (one flat). The vocal parts (S. Rec., S. Vox., Mel.) and the melody line use a solfège system with syllables: do (F), TI (E), LA (D), SO (C), so (C'), fa (Bb), mi (A), re (G), do/o (F), so/o (C'), do/o/o/o (F). The chord line (Chds. AX/AM) provides harmonic support with chords F, C7, F, C7, and F. The bass line (Bs. BX/BM/BB) follows the root notes of the vocal parts. The guitar part (Chds: Uku. Gtr.) uses slash notation for strumming patterns. The percussion parts (Rhy: Mrs./Cab. Gui./Bgs. and C. Dr.) provide a steady 4/4 rhythm.

S. Rec.
do TI LA SO so fa mi re do/o so/o do/o/o/o
F E D C C' Bb A G F C' F

S. Vox.
do TI LA SO so fa mi re do/o so/o do/o/o/o
F E D C C' Bb A G F C' F

Mel.
do TI LA SO so fa mi re do/o so/o do/o/o/o
F E D C C' Bb A G F C' F

Chds.
AX/AM

Bs.
BX/ BM/
BB

Chds:
Uku.
Gtr.

Rhy:
Mrs./Cab.
Gui./Bgs.

C. Dr.

Introducing Mariachi to the Orff Music Classroom

35. Song 12 - Senora Santana (Sdrmfsl) (CFGABbC'D')

S. Rec.

S. Vox.

Mel.

Chds.
AX/ AM

Bs.
BX/ BM/
BB

Chds:
Uku.
Gtr.

Rhy:
Mrs./Cab.
Gui./Bgs.

C. Dr.

mi/i re fa mi re/e re/e fa/a so la so mi/i mi/i
Se - no - ra San - ta - na, por - que llo - rael ni - no?
A G Bb A G G Bb C' D' C' A A

F C7 C7 F

Introducing Mariachi to the
Orff Music Classroom

The musical score is arranged in a system of seven staves. The top three staves are for vocal parts: S. Rec. (Soprano Recorder), S. Vox. (Soprano Voice), and Mel. (Melodica). Each vocal part has a treble clef, a key signature of one flat (Bb), and a 4/4 time signature. The lyrics are: "do/o re mi fa re/e re/e DO fa mi re do/o do. Por u - na man - za - na, que se leha per - di - do. F G A Bb G G C Bb A G F F". The bottom four staves are for Orff instruments: Chds. AX/AM (Chimes), Bs. BX/BM/BB (Bells), Chds. Uku. Gtr. (Ukulele/Guitar), and Rhy. Mres./Cab. Gui./Bgs. C. Dr. (Rhythm: Maracas/Cabasa, Guiro/Bongos, Conga/Drum). The Chds. Uku. Gtr. staff shows chords F, C7, C7, and F. The Rhy. staff shows a rhythmic pattern of quarter and eighth notes. The bottom two staves end with a double bar line and a 4/4 time signature.

Introducing Mariachi to the Orff Music Classroom

36. Song 12 - Los Pollitos Dicen (drmfsltd') (CDEFGABC')

S. Rec.

S. Vox.

Mel.

Chds. AX/AM

Bs. BX/ BM/ BB

Chds: Uku. Gtr.

Rhy: Mrs./Cab. Gui./Bgs.

C. Dr.

do re mi fa so/o so/o la ti do la so/o so/o la ti do la
 po - lli - tos di - cen, "pi - o, pi - o, pi - o!" Cuan - do tie - nen
 ga - lli - na bus - ca el ma - iz yel tri - go, Les da la co -
 C D E F G G A B C' A G G A B C' A

do re mi fa so/o so/o la ti do la so/o so/o la ti do la
 po - lli - tos di - cen, "pi - o, pi - o, pi - o!" Cuan - do tie - nen
 ga - lli - na bus - ca el ma - iz yel tri - go, Les da la co -
 C D E F G G A B C' A G G A B C' A

do re mi fa so/o so/o la ti do la so/o so/o la ti do la
 po - lli - tos di - cen, "pi - o, pi - o, pi - o!" Cuan - do tie - nen
 ga - lli - na bus - ca el ma - iz yel tri - go, Les da la co -
 C D E F G G A B C' A G G A B C' A

> > > > > > > > > >

C > > > F > C > F >

> > > > > > > > > >

> > > > > > > > > >

Introducing Mariachi to the Orff Music Classroom

S. Rec.
so/o ham - so/o bre, re fa mi re do/o do/o do' so do'
mi - da, cuan - do tie - nen fri - do/o o!
G G Y les pres - taa - bri - go. C' G C'

S. Vox.
so/o ham - so/o bre, re fa mi re do/o do/o do' so do'
mi - da, cuan - do tie - nen fri - do/o o!
G G Y les pres - taa - bri - go. C' G C'

Mel.
so/o ham - so/o bre, re fa mi re do/o do/o do' so do'
mi - da, cuan - do tie - nen fri - do/o o!
G G Y les pres - taa - bri - go. C' G C'

Chds. AX/ AM
Chords for voice parts: G, G, D, F, E, D, C, C, C', G, C'

Bs. BX/ BM/ BB
Bass line with notes corresponding to the vocal melody.

Chds: Uku. Gtr.
Ukulele/Guitar accompaniment with chords: C, G, F, C, G, C.

Rhy: Mrs./Cab. Gui./Bgs.
Rhythm line with eighth notes and accents.

C. Dr.
Cymbal/Drum accompaniment with eighth notes and accents.

4/4

Introducing Mariachi to the Orff Music Classroom

37. Learning High Mi' and Note High E'

S. Rec.

S. Vox.

Mel.

Chds.
AX/ AM

Bs.
BX/ BM/
BB

Chds:
Uku.
Gtr.

Rhy:
Mrs./Cab.
Gui./Bgs.

C. Dr.

The musical score is written in 4/4 time and consists of eight staves. The first four staves (S. Rec., S. Vox., Mel., Chds.) feature vocal lines with lyrics: 'mi E', 'mi E', 'mi E', 'mi E', 'mi E', 'mi E', 'mi E', 'mi E', 'mi E', 'mi E', 'mi E', 'mi E', 'mi/i E', 'mi/i E', and 'mi/i/i E'. The fifth staff (Bs.) has lyrics: 'mi E', 'mi E', 'mi E', 'mi E', 'mi E', 'mi E', 'mi E', 'mi E', 'mi E', 'mi E', 'mi E', 'mi E', 'mi/i E', 'mi/i E', and 'mi/i/i E'. The sixth staff (Chds: Uku. Gtr.) includes a 'C' time signature change and diamond-shaped symbols. The seventh staff (Rhy: Mrs./Cab. Gui./Bgs.) and eighth staff (C. Dr.) provide rhythmic accompaniment. The piece concludes with a 3/4 time signature change.

Introducing Mariachi to the
Orff Music Classroom

A

38. Song 13 - Cielito Lindo (drmfsltd'r'm') (CDEFGABC'D'E')

S. Rec.
do' do' la ti so do' do' la ti so do' do' la ti so fa re/e
De la Sie - rra Mo - re - na Cie - li - to Lin - do vie - nen ba - jan - do,
C' C' A B G C' C' A B G C' C' A B G F D

S. Vox.
do' do' la ti so do' do' la ti so do' do' la ti so fa re/e
De la Sie - rra Mo - re - na Cie - li - to Lin - do vie - nen ba - jan - do,
C' C' A B G C' C' A B G C' C' A B G F D

Mel.
do' do' la ti so do' do' la ti so do' do' la ti so fa re/e
De la Sie - rra Mo - re - na Cie - li - to Lin - do vie - nen ba - jan - do,
C' C' A B G C' C' A B G C' C' A B G F D

Chds.
AX/ AM

Bs.
BX/ BM/
BB

Chds:
Uku.
Gtr.

Rhy:
Mrs./Cab.
Gui./Bgs.

C. Dr.

C G7

Introducing Mariachi to the
Orff Music Classroom

S. Rec.
 ti ti ti la so fa fa re mi fa so so so fa mi re do/o
 un par deo - ji - tos ne-gros, Cie - li - to Lin-do de con-tra - ban - do.
 B B B D G F F D E F G G G F E D C

S. Vox.
 ti ti ti la so fa fa re mi fa so so so fa mi re do/o
 un par deo - ji - tos ne-gros, Cie - li - to Lin-do de con-tra - ban - do.
 B B B D G F F D E F G G G F E D C

Mel.
 ti ti ti la so fa fa re mi fa so so so fa mi re do/o
 un par deo - ji - tos ne-gros, Cie - li - to Lin-do de con-tra - ban - do.
 B B B D G F F D E F G G G F E D C

Chds.
 AX/ AM

Bs.
 BX/ BM/
 BB

Chds:
 Uku.
 Gtr. C

Rhy:
 Mrs./Cab.
 Gui./Bgs.

C. Dr.

Introducing Mariachi to the
Orff Music Classroom

B

S. Rec.
mi/i/i re/e do' la/a/a re/e/e re/e do mi do/o so
Ay! yay! yay! yay! Can - tay no llo - res. Por
E D C A D D C E C G

S. Vox.
mi/i/i re/e do' la/a/a re/e/e re/e do mi do/o so
Ay! yay! yay! yay! Can - tay no llo - res. Por
E D C A D D C E C G

Mel.
mi/i/i re/e do' la/a/a re/e/e re/e do mi do/o so
Ay! yay! yay! yay! Can - tay no llo - res. Por
E D C A D D C E C G

Chds.
AX/ AM

Bs.
BX/ BM/
BB

Chds:
Uku.
Gtr.

Rhy:
Mrs./Cab.
Gui./Bgs.

C. Dr.

C F G7 C

Introducing Mariachi to the
Orff Music Classroom

S. Rec.

la/a so la la so fa fa re ti so la la so fa mi re do/o do so do
 que can - tan-do sea - le-gran, Cie - li-to Lin-do los co-ra - zo-nes!
 A G A A G F F D B G A A G F E D C' C' G C'

S. Vox.

la/a so la la so fa fa re ti so la la so fa mi re do/o do so do
 que can - tan-do sea - le-gran, Cie - li-to Lin-do los co-ra - zo-nes!
 A G A A G F F D B G A A G F E D C' C' G C'

Mel.

la/a so la la so fa fa re ti so la la so fa mi re do/o do so do
 que can - tan-do sea - le-gran, Cie - li-to Lin-do los co-ra - zo-nes!
 A G A A G F F D B G A A G F E D C' C' G C'

Chds.
AX/ AM

Bs.
BX/ BM/
BB

Chds:
Uku.
Gtr.

Rhy:
Mrs./Cab.
Gui./Bgs.

C. Dr.

G7 C C G7 C

Introducing Mariachi to the Orff Music Classroom – Music Elements

Songs	Type of Song	Key	Time Signature	Pitches (Solfege)	Notes (Letters)	Rhythm	Form	Tempo/ Dynamics	Music Notation /Theory
1. Papas y Papas	Juego de Manos (Hand Game)	G	4/4	<u>dr</u> m	<u>GAB</u>	QN, QR	AA	Moderato/ Mezzo Forte	Staff/lines/spaces/Treble Clef/sharp/ 4/4 time signature/measures/bar lines/repeat sign/Staccato
2. La Muerte de Senor Don Gato	Cuento Comico (Funny Story)	Em	4/4	<u>L</u> drmm	<u>EGAB</u>	QN, QR	AA	Moderato/ Mezzo Forte	E Minor
3. Si o No?	Quebra Cabezas (Riddle)	G	4/4	<u>S</u> drmm	<u>DGAB</u>	QN, QR	AA	Medium Fast/ Mezzo Forte	
4. Bingo, Bingo Ven Aqui	Cuento (Story)	G	4/4	SL <u>I</u> drmm	<u>DEF#GAB</u>	QN, QR, HN, HR	AA	Medium Fast/ Mezzo Forte	Tie/F# - sharp
5. Blanca Por Dentro	Adivinanza (Guess)	G	4/4	drmm <u>f</u>	<u>GABC</u> '	QN, QR, HN, HR	AA	Medium Fast/ Mezzo Forte	
6. Que Le Dice Un Pez a Otro Pez?	Quebra Cabezas (Riddle)	G	4/4	drmm <u>fs</u>	<u>GABC</u> ' <u>D</u> '	QN, EN, HN, WN	AA	Medium Fast/ Mezzo Forte	do/SO/do Ending
7. Naranja Dulce	Cancion de Cuna (Lullaby)	G	3/4	<u>S</u> drmmfs	<u>DGABC</u> ' <u>D</u> '	QN, HN, DHN	AA	Slow/ Piano	3/4 time signature 1 st & 2 nd Endings/Fermata
8. La Rueda de San Miguel	Juego (Circle Game)	G	2/4	<u>S</u> Ldrmm	<u>DEGAB</u>	QN, QR, EN, HR	AB	Medium Fast/ Mezzo Forte	2/4 time signature A & B Sections
9. Arroz con Leche	Cuento de Baile (Story Dance)	G	3/4	<u>SLI</u> drmmf	<u>DEF#GABC</u> '	QN, QR, HN	AA	Medium Fast/ Mezzo Forte	3/4 time signature/ 1 st & 2 nd Endings
10. Uno, Dos, y Tres	Cantando Numeros (Counting Song)	C	4/4	drmmf <u>sl</u>	<u>GABC</u> ' <u>D</u> '	QN, DQN, EN, HN, WN,	AB	Medium Fast/ Mezzo Forte	Key of G & C Scale/ Dotted Quarter-Eighth 2 beat syncopation
11. De Colores	Cancion Popular (Popular Song)	C	3/4	drmmf <u>sl</u> tet	<u>CDEFGABBB</u>	QN, QR, HN, DHN,	ABCD	Medium Fast/ Mezzo Forte	3/4 time signature Key of C, Te-Bb, A & B sections
12. Senora Santana	Cancion de Cuna (Lullaby)	F	4/4	Sdrmmf <u>sl</u>	<u>DGABb</u> ' <u>C</u> ' <u>D</u> '	QN, DQN, EN, HN,	AA	Slow/ Piano	Key of F Scale, Fa-Bb
13. Los Pollitos Dicen	Cancion de Cuna (Lullaby)	C	4/4	drmmf <u>sl</u> t <u>d</u> '	<u>CDEFGABC</u> '	QN, QR, HN, HR	AA	Slow/ Piano	Key of C/High C-'Do' 4/4 time signature, C Scale
14. Cielito Lindo	Cancion Popular (Popular Song)	C	3/4	drmmf <u>sl</u> t <u>d</u> 'r' <u>m</u> '	<u>CDEFGABC</u> ' <u>D</u> ' <u>E</u> '	QN, QR, HN, DHN, HR	AB	Medium Fast/ Mezzo Forte	3/4 time signature Key of C, High E-'Mi' A & B sections

Introducing Mariachi to the Orff Music Classroom

Spanish and English Song Lyrics

Spanish Song Lyrics	English Song Lyrics
<p>1. Papas y Papas Papas y papas para papa! Papas y papas para mama! Las tostaditas para mama, Las quemaditas para papa!</p>	<p>1. Potatoes, Potatoes Potatoes, potatoes for my dad Potatoes, potatoes for my mom All the toasted ones go to mom All the burnt ones go to dad.</p>
<p>2. La Muerte de Senor Don Gato Ya murio Senor Don Gato Ya lo llevan a en terrar Entre cuatro zopilotes Y un raton de sacristan</p>	<p>2. The Death of Senor Don Gato Poor Senor Don Gato's dead now, Now to bury him they go. With four vultures as pallbearers And a mouse as sacristan.</p>
<p>3. Si o No? Si o no? Si o no? Un pato tiene una pata Si o no?</p>	<p>3. Yes or No? Yes or No? Yes or No? A duck has only 1 "pata" Yes or No?</p>
<p>4. Bingo, Bingo Ven Aqui! "Bingo, Bingo ven aqui!" Llama en granjero. "Ya es tiempo de dormir!" Llama en granjero.</p>	<p>4. Bingo, Bingo Come Back Here! "Bingo, Bingo come back here!" Loudly calls the farmer. "It is time to go to sleep!" Loudly calls the farmer.</p>
<p>5. Blanca Por Dentro Blanca por dentro Verde por fuera. Si quieres saber Entonces es pera!</p>	<p>5. White In The Inside White in the inside, Green on the outside. If you want to know, You'll have to wait, wait, wait!</p>
<p>6. Que Le Dice Un Pez A Otro Pez? Que le dice un pez a otro pez? Que le dice un pez a otro pez? Nada, nada, nada! Nada, nada, nada!</p>	<p>6. What Does One Fish Say? What does one fish say to other fish? What does one fish say to other fish? Nothing, nothing, nothing! Swim now, swim now, swim now!</p>
<p>7. Naranja Dulce Naranja dulce limon partido Dame un abrazo que yo te pido, Toca la marcha me pecho llora Adios senora yo ya me voy.</p>	<p>7. Sweet Juicy Orange Sweet juicy orange and cut up lemon Give me a hug now that I am asking Play loud the march and my chest is crying, So long senora I'm leaving soon</p>
<p>8. La Rueda De San Miguel A la rueda, la rueda De San Miguel, San Miguel, Todos traen su caja de miel. A lo maduro, a lo maduro, Que se voltee Paco de burro! Tras! Tras!</p>	<p>8. Saint Michael's Wheel With the wheel, the wheel, Saint Michael's wheel, All now bring their honey box. Now get ready, now get ready, Let's have Paco turn around now! Tras! Tras!</p>
<p>9. Arroz Con Leche Arroz con leche me voy a casar Con una muchacha de la capital! Que sepa coser, que sepa bailar, Que sepa abrir la puerta pa jugar!</p>	<p>9. Rice With Milk With rice and milk I will marry soon To a lovely girl from the cap, capital! I hope she can cook, I hope she can dance, I hope she can open the door to play!</p>

<p>10. Uno, Dos y Tres Uno, dos y tres, Cuatro, cinco seis. Siete ocho, nueve, Y ahora diez!</p> <p>La, la, la, la, fa So, so, so, so, mi, Fa, so, fa, mi, re, so, La, la, la, la, fa So, so, so, so, mi, Fa, so, fa, mi, re, do - do, do, do</p>	<p>10. One, Two, and Three One, two and three, Four, five and six. Eight, and nine And we now have ten!</p> <p>La, la, la, la, fa So, so, so, so, mi, Fa, so, fa, mi, re, so, La, la, la, la, fa So, so, so, so, mi, Fa, so, fa, mi, re, do - do, do, do</p>
<p>11. De Colores De colores, de colores se visten los campos en la primavera! De colores, de colores son los pajarillos que vienen de afurera! De colores, de colores es el arco iris que vemos lucir!</p> <p> : Y por eso los grandes amores de muchos colores me gustan a mi : </p>	<p>11. See The Colors See the colors, see the colors of flowers that bloom in the fields in the springtime! See the colors, see the colors of birds that are flying and singing so happy! See the colors, see the beautiful colors rainbows up high in the sky!</p> <p> : And the grandest of loves many colores they have, and it's those loves that I like most! : </p>
<p>12. Senora Santana Senora Santana, Porque llora el nino? Por una manzana, Que se le ha perdido.</p>	<p>12. Senora Santana Senora Santana Why's the child crying? He cries for an apple It seems he has lost it.</p>
<p>13. Los Pollitos Dicen Los pollitos dicen, Pio, pio, pio! Cuando tienen hambre Cuando tienen frio!</p> <p>La gallina busca El maiz y el trigo, Les da la comida, Y les presta abrigo.</p>	<p>13. Little Baby Chicks Say Little baby chicks say Pio, pio, pio! When they all get hungry When they all get cold, cold!</p> <p>Mother chicken looks for Corn and wheat to feed them She brings food to feed them With her wings she warms them.</p>
<p>14. Cielito Lindo : De la Sierra Morena Cielito Lindo vienen bajando Un par de ojitos negros Cielito Lindo de contrabando: </p> <p> : Ay, yay, yay, yay, Canta y no llores. Porque cantando se alegran Cielito Lindo los corazones : </p>	<p>14. Beautiful Heaven : From the Sierra Morena, Cielito Lindo, comes down the mountain, A pair of very pretty eyes that Cielito Lindo is hiding: </p> <p> : Ay, yay, yay, yay, Sing and no crying, Because by singing more gladness, Cielito Lindo, enters our hearts now: </p>